

Usr: super_usuario
Rep: rptAnalítico Mensual de Egresos

MUNICIPIO DE MAMA

Estado de Yucatán

Analítico Mensual de Egresos Pagados por Capítulo del Gasto al 30/sep/2022


(Cuentas con Movimientos)

(Cifras en pesos y centavos)

Fecha y 19/oct/2022

hora de Impresión 04:37 p.m.

Objeto del Gasto	Presupuesto Vigente	Ene	Feb	Mar	Abr	May	Jun	Jul	Ago	Sep	Oct	Nov	Dic	Total	Diferencia (Vigente - Total)
1000 SERVICIOS PERSONALES	\$5,621,281.00	\$404,008.70	\$411,078.30	\$441,036.53	\$443,228.85	\$437,469.12	\$440,058.99	\$442,221.30	\$441,781.19	\$423,141.97	\$0.00	\$0.00	\$0.00	\$3,884,024.95	\$1,737,256.05
1100 REMUNERACIONES AL PERSONAL DE C.	\$5,360,732.00	\$404,008.70	\$411,078.30	\$441,036.53	\$443,228.85	\$437,469.12	\$440,058.99	\$442,221.30	\$432,241.66	\$423,141.97	\$0.00	\$0.00	\$0.00	\$3,874,485.42	\$1,486,246.58
1110 Dietas	\$1,217,454.00	\$97,836.32	\$97,836.32	\$103,432.12	\$103,432.12	\$103,432.12	\$103,432.12	\$103,432.12	\$103,432.12	\$103,432.12	\$0.00	\$0.00	\$0.00	\$919,697.48	\$297,756.52
1111 Dietas	\$1,217,454.00	\$97,836.32	\$97,836.32	\$103,432.12	\$103,432.12	\$103,432.12	\$103,432.12	\$103,432.12	\$103,432.12	\$103,432.12	\$0.00	\$0.00	\$0.00	\$919,697.48	\$297,756.52
1130 Sueldos base al personal permanente	\$4,143,278.00	\$306,172.38	\$313,241.98	\$337,604.41	\$339,796.73	\$334,037.00	\$336,626.87	\$338,789.18	\$328,809.54	\$319,709.85	\$0.00	\$0.00	\$0.00	\$2,954,787.94	\$1,188,490.06
1131 Sueldos al personal de base	\$4,143,278.00	\$306,172.38	\$313,241.98	\$337,604.41	\$339,796.73	\$334,037.00	\$336,626.87	\$338,789.18	\$328,809.54	\$319,709.85	\$0.00	\$0.00	\$0.00	\$2,954,787.94	\$1,188,490.06
1300 REMUNERACIONES ADICIONALES Y ESP	\$260,549.00	\$0.00	\$0.00	\$0.00	\$0.00	\$0.00	\$0.00	\$0.00	\$9,539.53	\$0.00	\$0.00	\$0.00	\$0.00	\$9,539.53	\$251,009.47
1310 Primas por años de servicios efectivos pres	\$40,000.00	\$0.00	\$0.00	\$0.00	\$0.00	\$0.00	\$0.00	\$0.00	\$0.00	\$0.00	\$0.00	\$0.00	\$0.00	\$0.00	\$40,000.00
1312 Pago de prima de antigüedad	\$40,000.00	\$0.00	\$0.00	\$0.00	\$0.00	\$0.00	\$0.00	\$0.00	\$0.00	\$0.00	\$0.00	\$0.00	\$0.00	\$0.00	\$40,000.00
1320 Primas de vacaciones, dominical y gratificar	\$220,549.00	\$0.00	\$0.00	\$0.00	\$0.00	\$0.00	\$0.00	\$0.00	\$9,539.53	\$0.00	\$0.00	\$0.00	\$0.00	\$9,539.53	\$211,009.47
1321 Prima vacacional y dominical	\$4,145.98	\$0.00	\$0.00	\$0.00	\$0.00	\$0.00	\$0.00	\$0.00	\$4,145.98	\$0.00	\$0.00	\$0.00	\$0.00	\$4,145.98	\$0.00
1322 Gratificación de fin de año	\$216,403.02	\$0.00	\$0.00	\$0.00	\$0.00	\$0.00	\$0.00	\$0.00	\$5,393.55	\$0.00	\$0.00	\$0.00	\$0.00	\$5,393.55	\$211,009.47
2000 MATERIALES Y SUMINISTROS	\$2,617,749.26	\$26,824.77	\$210,728.28	\$241,108.93	\$182,355.14	\$206,614.66	\$341,878.31	\$245,839.42	\$202,894.37	\$256,301.74	\$0.00	\$0.00	\$0.00	\$1,914,545.62	\$703,203.64
2100 MATERIALES DE ADMINISTRACIÓN, EMIS	\$177,111.16	\$0.00	\$4,630.12	\$2,025.00	\$2,288.99	\$7,221.93	\$1,499.00	\$3,219.10	\$304.14	\$3,382.90	\$0.00	\$0.00	\$0.00	\$24,571.18	\$152,539.98
2110 Materiales, útiles y equipos menores de ofic	\$65,947.61	\$0.00	\$3,228.11	\$385.00	\$1,274.99	\$1,814.43	\$0.00	\$2,355.10	\$0.00	\$3,382.90	\$0.00	\$0.00	\$0.00	\$12,440.53	\$53,507.08
2111 Materiales, útiles y equipos menores de ofic	\$65,947.61	\$0.00	\$3,228.11	\$385.00	\$1,274.99	\$1,814.43	\$0.00	\$2,355.10	\$0.00	\$3,382.90	\$0.00	\$0.00	\$0.00	\$12,440.53	\$53,507.08
2140 Materiales, útiles y equipos menores de tec	\$15,000.00	\$0.00	\$259.00	\$0.00	\$0.00	\$2,249.00	\$1,499.00	\$0.00	\$0.00	\$0.00	\$0.00	\$0.00	\$0.00	\$4,007.00	\$10,993.00
2141 Materiales, útiles y equipos menores de tec	\$15,000.00	\$0.00	\$259.00	\$0.00	\$0.00	\$2,249.00	\$1,499.00	\$0.00	\$0.00	\$0.00	\$0.00	\$0.00	\$0.00	\$4,007.00	\$10,993.00
2160 Material de limpieza	\$96,163.55	\$0.00	\$1,143.01	\$1,640.00	\$1,014.00	\$3,158.50	\$0.00	\$864.00	\$304.14	\$0.00	\$0.00	\$0.00	\$0.00	\$8,123.65	\$88,039.90
2161 Material de limpieza	\$96,163.55	\$0.00	\$1,143.01	\$1,640.00	\$1,014.00	\$3,158.50	\$0.00	\$864.00	\$304.14	\$0.00	\$0.00	\$0.00	\$0.00	\$8,123.65	\$88,039.90
2200 ALIMENTOS Y UTENSILIOS	\$158,984.83	\$14,400.25	\$12,773.80	\$12,271.81	\$18,273.93	\$17,765.48	\$13,700.44	\$8,443.96	\$15,422.52	\$25,081.43	\$0.00	\$0.00	\$0.00	\$138,133.62	\$20,851.21
2210 Productos alimenticios para personas	\$155,142.42	\$14,400.25	\$12,773.80	\$12,271.81	\$17,416.16	\$16,736.48	\$12,517.24	\$7,768.96	\$15,422.52	\$24,983.99	\$0.00	\$0.00	\$0.00	\$134,291.21	\$20,851.21
2211 Productos alimenticios para personas	\$155,142.42	\$14,400.25	\$12,773.80	\$12,271.81	\$17,416.16	\$16,736.48	\$12,517.24	\$7,768.96	\$15,422.52	\$24,983.99	\$0.00	\$0.00	\$0.00	\$134,291.21	\$20,851.21
2230 Utensilios para el servicio de alimentación	\$3,842.41	\$0.00	\$0.00	\$0.00	\$857.77	\$1,029.00	\$1,183.20	\$675.00	\$0.00	\$97.44	\$0.00	\$0.00	\$0.00	\$3,842.41	\$0.00
2231 Utensilios para el servicio de alimentación	\$3,842.41	\$0.00	\$0.00	\$0.00	\$857.77	\$1,029.00	\$1,183.20	\$675.00	\$0.00	\$97.44	\$0.00	\$0.00	\$0.00	\$3,842.41	\$0.00
2400 MATERIALES Y ARTÍCULOS DE CONSTRU	\$369,593.08	\$1,089.85	\$18,254.39	\$53,913.48	\$15,194.25	\$7,430.82	\$74,841.33	\$44,249.31	\$19,846.09	\$63,883.01	\$0.00	\$0.00	\$0.00	\$298,702.53	\$70,890.55
2410 Productos minerales no metálicos	\$4,026.00	\$0.00	\$0.00	\$1,374.60	\$0.00	\$0.00	\$0.00	\$1,537.00	\$0.00	\$0.00	\$0.00	\$0.00	\$0.00	\$2,911.60	\$1,114.40
2411 Productos minerales no metálicos	\$4,026.00	\$0.00	\$0.00	\$1,374.60	\$0.00	\$0.00	\$0.00	\$1,537.00	\$0.00	\$0.00	\$0.00	\$0.00	\$0.00	\$2,911.60	\$1,114.40
2420 Cemento y productos de concreto	\$9,205.76	\$0.00	\$0.00	\$4,914.92	\$0.00	\$0.00	\$0.00	\$4,290.84	\$0.00	\$0.00	\$0.00	\$0.00	\$0.00	\$9,205.76	\$0.00
2421 Cemento y productos de concreto	\$9,205.76	\$0.00	\$0.00	\$4,914.92	\$0.00	\$0.00	\$0.00	\$4,290.84	\$0.00	\$0.00	\$0.00	\$0.00	\$0.00	\$9,205.76	\$0.00
2430 Cal, yeso y productos de yeso	\$10,000.00	\$0.00	\$0.00	\$182.12	\$0.00	\$0.00	\$0.00	\$0.00	\$0.00	\$0.00	\$0.00	\$0.00	\$0.00	\$182.12	\$9,817.88
2431 Cal, yeso y productos de yeso	\$10,000.00	\$0.00	\$0.00	\$182.12	\$0.00	\$0.00	\$0.00	\$0.00	\$0.00	\$0.00	\$0.00	\$0.00	\$0.00	\$182.12	\$9,817.88
2460 Material eléctrico y electrónico	\$227,460.21	\$0.00	\$14,655.16	\$45,968.64	\$11,406.61	\$6,127.28	\$74,760.50	\$24,892.44	\$18,998.19	\$10,651.39	\$0.00	\$0.00	\$0.00	\$207,460.21	\$20,000.00
2461 Material eléctrico y electrónico	\$227,460.21	\$0.00	\$14,655.16	\$45,968.64	\$11,406.61	\$6,127.28	\$74,760.50	\$24,892.44	\$18,998.19	\$10,651.39	\$0.00	\$0.00	\$0.00	\$207,460.21	\$20,000.00
2470 Artículos metálicos para la construcción	\$53,148.51	\$0.00	\$0.00	\$1,447.68	\$0.00	\$0.00	\$80.83	\$0.00	\$0.00	\$51,620.00	\$0.00	\$0.00	\$0.00	\$53,148.51	\$0.00
2471 Artículos metálicos para la construcción	\$53,148.51	\$0.00	\$0.00	\$1,447.68	\$0.00	\$0.00	\$80.83	\$0.00	\$0.00	\$51,620.00	\$0.00	\$0.00	\$0.00	\$53,148.51	\$0.00
2490 Otros materiales y artículos de construcción	\$65,752.60	\$1,089.85	\$3,599.23	\$25.52	\$3,787.64	\$1,303.54	\$0.00	\$13,529.03	\$847.90	\$1,611.62	\$0.00	\$0.00	\$0.00	\$25,794.33	\$39,958.27
2491 Otros materiales y artículos de construcción	\$65,752.60	\$1,089.85	\$3,599.23	\$25.52	\$3,787.64	\$1,303.54	\$0.00	\$13,529.03	\$847.90	\$1,611.62	\$0.00	\$0.00	\$0.00	\$25,794.33	\$39,958.27
2500 PRODUCTOS QUÍMICOS, FARMACÉUTIC	\$127,834.13	\$7,143.73	\$13,976.83	\$1,823.04	\$8,706.60	\$17,284.42	\$10,013.76	\$6,804.47	\$7,746.90	\$20,039.71	\$0.00	\$0.00	\$0.00	\$93,539.46	\$34,294.67
2520 Fertilizantes, pesticidas y otros agroquímico	\$42,759.73	\$3,343.50	\$6,497.40	\$1,299.60	\$3,517.22	\$11,682.00	\$6,770.40	\$0.00	\$4,179.20	\$5,470.41	\$0.00	\$0.00	\$0.00	\$42,759.73	\$0.00



Utr: super...
Rep: rpt...

MUNICIPIO DE MAMA

Estado de Yucatán


Analítico Mensual de Egresos Pagados por Capítulo del Gasto al 30/sep/2022

(Cuentas con Movimientos)

(Cifras en pesos y centavos)

Fecha y hora de Impresión | 19/oct/2022
04:37 p.m.

Objeto del Gasto	Presupuesto Vigente	Ene	Feb	Mar	Abr	May	Jun	Jul	Ago	Sep	Oct	Nov	Dic	Total	Diferencia (Vigente - Total)
2521 Fertilizantes, pesticidas y otros agroquímico	\$42,759.73	\$3,343.50	\$6,497.40	\$1,299.60	\$3,517.22	\$11,682.00	\$6,770.40	\$0.00	\$4,179.20	\$5,470.41	\$0.00	\$0.00	\$0.00	\$42,759.73	\$0.00
2530 Medicinas y productos farmacéuticos	\$35,000.00	\$116.99	\$4,131.67	\$523.44	\$0.00	\$2,034.72	\$0.00	\$2,588.09	\$0.00	\$4,630.42	\$0.00	\$0.00	\$0.00	\$14,025.33	\$20,974.67
2531 Medicinas y productos farmacéuticos	\$35,000.00	\$116.99	\$4,131.67	\$523.44	\$0.00	\$2,034.72	\$0.00	\$2,588.09	\$0.00	\$4,630.42	\$0.00	\$0.00	\$0.00	\$14,025.33	\$20,974.67
2540 Materiales, accesorios y suministros médicc	\$13,320.00	\$0.00	\$0.00	\$0.00	\$0.00	\$0.00	\$0.00	\$0.00	\$0.00	\$0.00	\$0.00	\$0.00	\$0.00	\$0.00	\$13,320.00
2541 Materiales, accesorios y suministros médicc	\$13,320.00	\$0.00	\$0.00	\$0.00	\$0.00	\$0.00	\$0.00	\$0.00	\$0.00	\$0.00	\$0.00	\$0.00	\$0.00	\$0.00	\$13,320.00
2590 Otros productos químicos	\$36,754.40	\$3,683.24	\$3,347.76	\$0.00	\$5,189.38	\$3,567.70	\$3,243.36	\$4,216.38	\$3,567.70	\$9,938.88	\$0.00	\$0.00	\$0.00	\$36,754.40	\$0.00
2591 Otros productos químicos	\$36,754.40	\$3,683.24	\$3,347.76	\$0.00	\$5,189.38	\$3,567.70	\$3,243.36	\$4,216.38	\$3,567.70	\$9,938.88	\$0.00	\$0.00	\$0.00	\$36,754.40	\$0.00
2600 COMBUSTIBLES, LUBRICANTES Y ADITIV	\$1,421,758.26	\$275.62	\$137,873.85	\$136,413.53	\$135,315.75	\$148,714.58	\$154,954.45	\$166,972.78	\$123,815.42	\$139,324.21	\$0.00	\$0.00	\$0.00	\$1,143,660.19	\$278,098.07
2610 Combustibles, lubricantes y aditivos	\$1,421,758.26	\$275.62	\$137,873.85	\$136,413.53	\$135,315.75	\$148,714.58	\$154,954.45	\$166,972.78	\$123,815.42	\$139,324.21	\$0.00	\$0.00	\$0.00	\$1,143,660.19	\$278,098.07
2611 Combustible	\$1,391,996.45	\$0.00	\$137,873.85	\$131,489.80	\$133,991.55	\$148,714.58	\$148,473.39	\$166,972.78	\$115,652.74	\$135,934.69	\$0.00	\$0.00	\$0.00	\$1,119,103.38	\$272,893.07
2612 Lubricantes y aditivos	\$29,761.81	\$275.62	\$0.00	\$4,923.73	\$1,324.20	\$0.00	\$6,481.06	\$0.00	\$8,162.68	\$3,389.52	\$0.00	\$0.00	\$0.00	\$24,556.81	\$5,205.00
2700 VESTUARIO, BLANCOS, PRENDAS DE PR	\$130,594.80	\$0.00	\$0.00	\$0.00	\$0.00	\$7,594.52	\$56,329.58	\$4,510.00	\$17,260.80	\$0.00	\$0.00	\$0.00	\$0.00	\$85,694.90	\$44,899.90
2710 Vestuario y uniformes	\$85,000.00	\$0.00	\$0.00	\$0.00	\$0.00	\$6,667.68	\$54,333.58	\$0.00	\$4,002.00	\$0.00	\$0.00	\$0.00	\$0.00	\$65,003.26	\$19,996.74
2711 Vestuario y uniformes	\$85,000.00	\$0.00	\$0.00	\$0.00	\$0.00	\$6,667.68	\$54,333.58	\$0.00	\$4,002.00	\$0.00	\$0.00	\$0.00	\$0.00	\$65,003.26	\$19,996.74
2720 Prendas de seguridad y protección persona	\$30,594.80	\$0.00	\$0.00	\$0.00	\$0.00	\$0.00	\$1,996.00	\$340.00	\$13,258.80	\$0.00	\$0.00	\$0.00	\$0.00	\$15,594.80	\$15,000.00
2721 Prendas de seguridad y protección persona	\$30,594.80	\$0.00	\$0.00	\$0.00	\$0.00	\$0.00	\$1,996.00	\$340.00	\$13,258.80	\$0.00	\$0.00	\$0.00	\$0.00	\$15,594.80	\$15,000.00
2730 Artículos deportivos	\$15,000.00	\$0.00	\$0.00	\$0.00	\$0.00	\$926.84	\$0.00	\$4,170.00	\$0.00	\$0.00	\$0.00	\$0.00	\$0.00	\$5,096.84	\$9,903.16
2731 Artículos deportivos	\$15,000.00	\$0.00	\$0.00	\$0.00	\$0.00	\$926.84	\$0.00	\$4,170.00	\$0.00	\$0.00	\$0.00	\$0.00	\$0.00	\$5,096.84	\$9,903.16
2800 MATERIALES Y SUMINISTROS PARA SEG	\$21,873.00	\$0.00	\$0.00	\$0.00	\$0.00	\$0.00	\$6,873.00	\$0.00	\$0.00	\$0.00	\$0.00	\$0.00	\$0.00	\$6,873.00	\$15,000.00
2820 Materiales de seguridad pública	\$15,000.00	\$0.00	\$0.00	\$0.00	\$0.00	\$0.00	\$0.00	\$0.00	\$0.00	\$0.00	\$0.00	\$0.00	\$0.00	\$0.00	\$15,000.00
2821 Materiales de seguridad pública	\$15,000.00	\$0.00	\$0.00	\$0.00	\$0.00	\$0.00	\$0.00	\$0.00	\$0.00	\$0.00	\$0.00	\$0.00	\$0.00	\$0.00	\$15,000.00
2830 Prendas de protección para seguridad públi	\$6,873.00	\$0.00	\$0.00	\$0.00	\$0.00	\$0.00	\$6,873.00	\$0.00	\$0.00	\$0.00	\$0.00	\$0.00	\$0.00	\$6,873.00	\$0.00
2831 Prendas de protección para seguridad públi	\$6,873.00	\$0.00	\$0.00	\$0.00	\$0.00	\$0.00	\$6,873.00	\$0.00	\$0.00	\$0.00	\$0.00	\$0.00	\$0.00	\$6,873.00	\$0.00
2900 HERRAMIENTAS, REFACCIONES Y ACCE	\$210,000.00	\$3,915.32	\$23,219.29	\$34,662.07	\$2,575.62	\$602.91	\$23,666.75	\$11,639.80	\$18,498.50	\$4,590.48	\$0.00	\$0.00	\$0.00	\$123,370.74	\$86,629.26
2910 Herramientas menores	\$30,000.00	\$0.00	\$4,660.14	\$0.00	\$60.00	\$0.00	\$3,585.99	\$1,352.79	\$0.00	\$414.48	\$0.00	\$0.00	\$0.00	\$10,073.40	\$19,926.60
2911 Herramientas menores	\$30,000.00	\$0.00	\$4,660.14	\$0.00	\$60.00	\$0.00	\$3,585.99	\$1,352.79	\$0.00	\$414.48	\$0.00	\$0.00	\$0.00	\$10,073.40	\$19,926.60
2930 Refacciones y accesorios menores de mobi	\$10,000.00	\$3,719.05	\$0.00	\$6,092.00	\$0.00	\$0.00	\$0.00	\$0.00	\$0.00	\$0.00	\$0.00	\$0.00	\$0.00	\$9,811.05	\$188.95
2931 Refacciones y accesorios menores de mobi	\$10,000.00	\$3,719.05	\$0.00	\$6,092.00	\$0.00	\$0.00	\$0.00	\$0.00	\$0.00	\$0.00	\$0.00	\$0.00	\$0.00	\$9,811.05	\$188.95
2960 Refacciones y accesorios menores de equiç	\$150,000.00	\$196.27	\$18,559.15	\$28,570.07	\$2,515.62	\$602.91	\$20,080.76	\$10,287.01	\$15,648.40	\$4,176.00	\$0.00	\$0.00	\$0.00	\$100,636.19	\$49,363.81
2961 Refacciones y accesorios menores de equiç	\$150,000.00	\$196.27	\$18,559.15	\$28,570.07	\$2,515.62	\$602.91	\$20,080.76	\$10,287.01	\$15,648.40	\$4,176.00	\$0.00	\$0.00	\$0.00	\$100,636.19	\$49,363.81
2980 Refacciones y accesorios menores de maq	\$20,000.00	\$0.00	\$0.00	\$0.00	\$0.00	\$0.00	\$0.00	\$0.00	\$2,850.10	\$0.00	\$0.00	\$0.00	\$0.00	\$2,850.10	\$17,149.90
2981 Refacciones y accesorios menores de maq	\$20,000.00	\$0.00	\$0.00	\$0.00	\$0.00	\$0.00	\$0.00	\$0.00	\$2,850.10	\$0.00	\$0.00	\$0.00	\$0.00	\$2,850.10	\$17,149.90
3000 SERVICIOS GENERALES	\$4,107,431.49	\$198,299.41	\$381,368.78	\$119,649.29	\$258,212.48	\$337,893.48	\$238,648.01	\$251,843.08	\$399,061.87	\$658,418.32	\$0.00	\$0.00	\$0.00	\$2,843,394.72	\$1,264,036.77
3100 SERVICIOS BÁSICOS	\$1,844,424.66	\$124,458.00	\$147,271.38	\$29,700.00	\$140,480.58	\$124,281.28	\$159,151.00	\$135,398.00	\$223,587.00	\$106,071.00	\$0.00	\$0.00	\$0.00	\$1,190,398.24	\$654,026.42
3110 Energía eléctrica	\$1,800,539.48	\$124,458.00	\$142,622.78	\$0.00	\$139,947.00	\$123,630.28	\$159,151.00	\$135,398.00	\$215,235.00	\$106,071.00	\$0.00	\$0.00	\$0.00	\$1,146,513.06	\$654,026.42
3111 Energía eléctrica	\$1,800,539.48	\$124,458.00	\$142,622.78	\$0.00	\$139,947.00	\$123,630.28	\$159,151.00	\$135,398.00	\$215,235.00	\$106,071.00	\$0.00	\$0.00	\$0.00	\$1,146,513.06	\$654,026.42
3170 Servicios de acceso de Internet, redes y prc	\$43,106.60	\$0.00	\$4,648.60	\$29,700.00	\$0.00	\$406.00	\$0.00	\$0.00	\$8,352.00	\$0.00	\$0.00	\$0.00	\$0.00	\$43,106.60	\$0.00
3171 Servicios de acceso de Internet, redes y prc	\$43,106.60	\$0.00	\$4,648.60	\$29,700.00	\$0.00	\$406.00	\$0.00	\$0.00	\$8,352.00	\$0.00	\$0.00	\$0.00	\$0.00	\$43,106.60	\$0.00
3180 Servicios postales y telegráficos	\$778.58	\$0.00	\$0.00	\$0.00	\$533.58	\$245.00	\$0.00	\$0.00	\$0.00	\$0.00	\$0.00	\$0.00	\$0.00	\$778.58	\$0.00
3181 Servicios postales y telegráficos	\$778.58	\$0.00	\$0.00	\$0.00	\$533.58	\$245.00	\$0.00	\$0.00	\$0.00	\$0.00	\$0.00	\$0.00	\$0.00	\$778.58	\$0.00



Usr: supervisor
Rep: rptAnálisis Mensual de Egresos

MUNICIPIO DE MAMA

Estado de Yucatán

Analítico Mensual de Egresos Pagados por Capítulo del Gasto al 30/sep/2022


(Cuentas con Movimientos)

(Cifras en pesos y centavos)

Fecha y 19/oct/2022

hora de Impresión 04:37 p.m.

Objeto del Gasto	Presupuesto Vigente	Ene	Feb	Mar	Abr	May	Jun	Jul	Ago	Sep	Oct	Nov	Dic	Total	Diferencia (Vigente - Total)
3200 SERVICIOS DE ARRENDAMIENTO	\$15,000.00	\$0.00	\$0.00	\$0.00	\$0.00	\$0.00	\$0.00	\$0.00	\$0.00	\$0.00	\$0.00	\$0.00	\$0.00	\$0.00	\$15,000.00
3250 Arrendamiento de equipo de transporte	\$15,000.00	\$0.00	\$0.00	\$0.00	\$0.00	\$0.00	\$0.00	\$0.00	\$0.00	\$0.00	\$0.00	\$0.00	\$0.00	\$0.00	\$15,000.00
3251 Arrendamiento de equipo de transporte	\$15,000.00	\$0.00	\$0.00	\$0.00	\$0.00	\$0.00	\$0.00	\$0.00	\$0.00	\$0.00	\$0.00	\$0.00	\$0.00	\$0.00	\$15,000.00
3300 SERVICIOS PROFESIONALES, CIENTÍFICOS Y TECNOLÓGICOS	\$757,135.04	\$17,000.01	\$101,280.12	\$49,474.01	\$49,880.94	\$43,500.01	\$43,500.01	\$56,500.01	\$94,540.01	\$43,500.01	\$0.00	\$0.00	\$0.00	\$499,175.13	\$257,959.91
3310 Servicios legales, de contabilidad, auditoría	\$700,000.00	\$17,000.01	\$70,000.01	\$43,500.01	\$43,500.01	\$43,500.01	\$43,500.01	\$43,500.01	\$94,540.01	\$43,500.01	\$0.00	\$0.00	\$0.00	\$442,540.09	\$257,459.91
3311 Servicios legales, de contabilidad, auditoría	\$700,000.00	\$17,000.01	\$70,000.01	\$43,500.01	\$43,500.01	\$43,500.01	\$43,500.01	\$43,500.01	\$94,540.01	\$43,500.01	\$0.00	\$0.00	\$0.00	\$442,540.09	\$257,459.91
3320 Servicios de diseño, arquitectura, ingeniería	\$5,974.00	\$0.00	\$0.00	\$5,974.00	\$0.00	\$0.00	\$0.00	\$0.00	\$0.00	\$0.00	\$0.00	\$0.00	\$0.00	\$5,974.00	\$0.00
3321 Servicios de diseño, arquitectura, ingeniería	\$5,974.00	\$0.00	\$0.00	\$5,974.00	\$0.00	\$0.00	\$0.00	\$0.00	\$0.00	\$0.00	\$0.00	\$0.00	\$0.00	\$5,974.00	\$0.00
3330 Servicios de consultoría administrativa, proce	\$13,500.00	\$0.00	\$0.00	\$0.00	\$0.00	\$0.00	\$0.00	\$13,000.00	\$0.00	\$0.00	\$0.00	\$0.00	\$0.00	\$13,000.00	\$500.00
3332 Servicios de mantenimiento de aplicaciones	\$13,500.00	\$0.00	\$0.00	\$0.00	\$0.00	\$0.00	\$0.00	\$13,000.00	\$0.00	\$0.00	\$0.00	\$0.00	\$0.00	\$13,000.00	\$500.00
3350 Servicios de investigación científica y desar	\$974.01	\$0.00	\$974.01	\$0.00	\$0.00	\$0.00	\$0.00	\$0.00	\$0.00	\$0.00	\$0.00	\$0.00	\$0.00	\$974.01	\$0.00
3351 Servicios de investigación científica y desar	\$974.01	\$0.00	\$974.01	\$0.00	\$0.00	\$0.00	\$0.00	\$0.00	\$0.00	\$0.00	\$0.00	\$0.00	\$0.00	\$974.01	\$0.00
3360 Servicios de apoyo administrativo, fotocopia	\$36,687.03	\$0.00	\$30,306.10	\$0.00	\$6,380.93	\$0.00	\$0.00	\$0.00	\$0.00	\$0.00	\$0.00	\$0.00	\$0.00	\$36,687.03	\$0.00
3361 Servicios de apoyo administrativo, traducció	\$36,687.03	\$0.00	\$30,306.10	\$0.00	\$6,380.93	\$0.00	\$0.00	\$0.00	\$0.00	\$0.00	\$0.00	\$0.00	\$0.00	\$36,687.03	\$0.00
3400 SERVICIOS FINANCIEROS, BANCARIOS Y SEGUROS	\$30,059.16	\$1,231.92	\$997.60	\$1,132.16	\$1,407.08	\$1,429.52	\$1,364.39	\$1,363.87	\$1,388.17	\$1,506.20	\$0.00	\$0.00	\$0.00	\$11,820.91	\$18,238.25
3410 Servicios financieros y bancarios	\$25,059.16	\$1,231.92	\$997.60	\$1,132.16	\$1,407.08	\$1,429.52	\$1,364.39	\$1,363.87	\$1,388.17	\$1,506.20	\$0.00	\$0.00	\$0.00	\$11,820.91	\$13,238.25
3412 Comisiones	\$25,059.16	\$1,231.92	\$997.60	\$1,132.16	\$1,407.08	\$1,429.52	\$1,364.39	\$1,363.87	\$1,388.17	\$1,506.20	\$0.00	\$0.00	\$0.00	\$11,820.91	\$13,238.25
3470 Fletes y maniobras	\$5,000.00	\$0.00	\$0.00	\$0.00	\$0.00	\$0.00	\$0.00	\$0.00	\$0.00	\$0.00	\$0.00	\$0.00	\$0.00	\$0.00	\$5,000.00
3471 Fletes y maniobras	\$5,000.00	\$0.00	\$0.00	\$0.00	\$0.00	\$0.00	\$0.00	\$0.00	\$0.00	\$0.00	\$0.00	\$0.00	\$0.00	\$0.00	\$5,000.00
3500 SERVICIOS DE INSTALACIÓN, REPARACIÓN Y MANTENIMIENTO DE BIENES MUEBLES	\$238,098.21	\$0.00	\$59,500.01	\$10,640.40	\$14,630.00	\$2,165.85	\$20,958.00	\$744.00	\$6,781.80	\$20,690.00	\$0.00	\$0.00	\$0.00	\$136,110.06	\$101,988.15
3510 Conservación y mantenimiento menor de in	\$43,230.01	\$0.00	\$14,500.01	\$0.00	\$0.00	\$0.00	\$13,650.00	\$0.00	\$0.00	\$15,080.00	\$0.00	\$0.00	\$0.00	\$43,230.01	\$0.00
3511 Conservación y mantenimiento menor de in	\$43,230.01	\$0.00	\$14,500.01	\$0.00	\$0.00	\$0.00	\$13,650.00	\$0.00	\$0.00	\$15,080.00	\$0.00	\$0.00	\$0.00	\$43,230.01	\$0.00
3520 Instalación, reparación y mantenimiento de	\$5,500.00	\$0.00	\$0.00	\$0.00	\$0.00	\$0.00	\$0.00	\$0.00	\$0.00	\$0.00	\$0.00	\$0.00	\$0.00	\$0.00	\$5,500.00
3521 Instalación, reparación y mantenimiento de	\$5,500.00	\$0.00	\$0.00	\$0.00	\$0.00	\$0.00	\$0.00	\$0.00	\$0.00	\$0.00	\$0.00	\$0.00	\$0.00	\$0.00	\$5,500.00
3550 Reparación y mantenimiento de equipo de t	\$109,868.20	\$0.00	\$45,000.00	\$10,640.40	\$130.00	\$2,165.85	\$7,308.00	\$744.00	\$6,781.80	\$5,610.00	\$0.00	\$0.00	\$0.00	\$78,380.05	\$31,488.15
3551 Reparación y mantenimiento de equipo de t	\$109,868.20	\$0.00	\$45,000.00	\$10,640.40	\$130.00	\$2,165.85	\$7,308.00	\$744.00	\$6,781.80	\$5,610.00	\$0.00	\$0.00	\$0.00	\$78,380.05	\$31,488.15
3570 Instalación, reparación y mantenimiento de	\$50,000.00	\$0.00	\$0.00	\$0.00	\$0.00	\$0.00	\$0.00	\$0.00	\$0.00	\$0.00	\$0.00	\$0.00	\$0.00	\$0.00	\$50,000.00
3571 Instalación, reparación y mantenimiento de	\$50,000.00	\$0.00	\$0.00	\$0.00	\$0.00	\$0.00	\$0.00	\$0.00	\$0.00	\$0.00	\$0.00	\$0.00	\$0.00	\$0.00	\$50,000.00
3580 Servicios de limpieza y manejo de desecho:	\$15,000.00	\$0.00	\$0.00	\$0.00	\$0.00	\$0.00	\$0.00	\$0.00	\$0.00	\$0.00	\$0.00	\$0.00	\$0.00	\$0.00	\$15,000.00
3581 Servicios de limpieza y manejo de desecho:	\$15,000.00	\$0.00	\$0.00	\$0.00	\$0.00	\$0.00	\$0.00	\$0.00	\$0.00	\$0.00	\$0.00	\$0.00	\$0.00	\$0.00	\$15,000.00
3590 Servicios de jardinería y fumigación	\$14,500.00	\$0.00	\$0.00	\$0.00	\$14,500.00	\$0.00	\$0.00	\$0.00	\$0.00	\$0.00	\$0.00	\$0.00	\$0.00	\$14,500.00	\$0.00
3591 Servicios de jardinería y fumigación	\$14,500.00	\$0.00	\$0.00	\$0.00	\$14,500.00	\$0.00	\$0.00	\$0.00	\$0.00	\$0.00	\$0.00	\$0.00	\$0.00	\$14,500.00	\$0.00
3600 SERVICIOS DE COMUNICACIÓN SOCIAL Y PUBLICIDAD	\$40,000.00	\$0.00	\$0.00	\$0.00	\$2,923.20	\$0.00	\$0.00	\$3,410.40	\$0.00	\$0.00	\$0.00	\$0.00	\$0.00	\$6,333.60	\$33,666.40
3610 Difusión por radio, televisión y otros medios	\$40,000.00	\$0.00	\$0.00	\$0.00	\$2,923.20	\$0.00	\$0.00	\$3,410.40	\$0.00	\$0.00	\$0.00	\$0.00	\$0.00	\$6,333.60	\$33,666.40
3611 Gastos de difusión e información	\$40,000.00	\$0.00	\$0.00	\$0.00	\$2,923.20	\$0.00	\$0.00	\$3,410.40	\$0.00	\$0.00	\$0.00	\$0.00	\$0.00	\$6,333.60	\$33,666.40
3700 SERVICIOS DE TRASLADO Y VIÁTICOS	\$2,088.67	\$0.00	\$2,088.67	\$0.00	\$0.00	\$0.00	\$0.00	\$0.00	\$0.00	\$0.00	\$0.00	\$0.00	\$0.00	\$2,088.67	\$0.00
3750 Viáticos en el país	\$2,088.67	\$0.00	\$2,088.67	\$0.00	\$0.00	\$0.00	\$0.00	\$0.00	\$0.00	\$0.00	\$0.00	\$0.00	\$0.00	\$2,088.67	\$0.00
3751 Viáticos en el país	\$2,088.67	\$0.00	\$2,088.67	\$0.00	\$0.00	\$0.00	\$0.00	\$0.00	\$0.00	\$0.00	\$0.00	\$0.00	\$0.00	\$2,088.67	\$0.00
3800 SERVICIOS OFICIALES	\$815,100.42	\$38,770.61	\$41,766.00	\$722.00	\$32,050.50	\$143,819.81	\$261.00	\$24,425.34	\$46,347.41	\$472,640.27	\$0.00	\$0.00	\$0.00	\$800,802.94	\$14,297.48
3820 Gastos de orden social y cultural	\$815,100.42	\$38,770.61	\$40,000.00	\$0.00	\$32,050.50	\$143,097.81	\$261.00	\$24,425.34	\$46,347.41	\$472,640.27	\$0.00	\$0.00	\$0.00	\$797,592.94	\$12,507.48




Usr: superusuario
Rep: rptAnálisis Mensual de Egresos

MUNICIPIO DE MAMA
Estado de Yucatán
Análítico Mensual de Egresos Pagados por Capítulo del Gasto al 30/sep/2022
(Cuentas con Movimientos)
(Cifras en pesos y centavos)

Fecha y 19/oct/2022
hora de Impresión 04:37 p.m.

Objeto del Gasto		Presupuesto Vigente	Ene	Feb	Mar	Abr	May	Jun	Jul	Ago	Sep	Oct	Nov	Dic	Total	Diferencia (Vigente - Total)
3821	Gastos de orden social y cultural	\$810,100.42	\$38,770.61	\$40,000.00	\$0.00	\$32,050.50	\$143,097.81	\$261.00	\$24,425.34	\$46,347.41	\$472,640.27	\$0.00	\$0.00	\$0.00	\$797,592.94	\$12,507.48
3850	Gastos de representación	\$5,000.00	\$0.00	\$1,766.00	\$722.00	\$0.00	\$722.00	\$0.00	\$0.00	\$0.00	\$0.00	\$0.00	\$0.00	\$0.00	\$3,210.00	\$1,790.00
3851	Gastos de representación	\$5,000.00	\$0.00	\$1,766.00	\$722.00	\$0.00	\$722.00	\$0.00	\$0.00	\$0.00	\$0.00	\$0.00	\$0.00	\$0.00	\$3,210.00	\$1,790.00
3900	OTROS SERVICIOS GENERALES	\$365,525.33	\$16,838.87	\$28,465.00	\$27,980.72	\$16,840.18	\$22,697.01	\$13,413.61	\$30,001.46	\$26,417.48	\$14,010.84	\$0.00	\$0.00	\$0.00	\$196,665.17	\$168,860.16
3910	Servicios funerarios y de cementerios	\$150,000.00	\$0.00	\$10,600.00	\$7,300.00	\$0.00	\$9,400.01	\$0.00	\$12,500.00	\$13,000.00	\$0.00	\$0.00	\$0.00	\$0.00	\$52,800.01	\$97,199.99
3911	Servicios funerarios y de cementerios	\$150,000.00	\$0.00	\$10,600.00	\$7,300.00	\$0.00	\$9,400.01	\$0.00	\$12,500.00	\$13,000.00	\$0.00	\$0.00	\$0.00	\$0.00	\$52,800.01	\$97,199.99
3920	Impuestos y derechos	\$204,611.33	\$16,838.87	\$17,820.00	\$17,760.72	\$16,840.18	\$13,297.00	\$13,413.61	\$17,501.46	\$13,417.48	\$14,010.84	\$0.00	\$0.00	\$0.00	\$140,900.16	\$63,711.17
3921	Impuestos y derechos	\$204,611.33	\$16,838.87	\$17,820.00	\$17,760.72	\$16,840.18	\$13,297.00	\$13,413.61	\$17,501.46	\$13,417.48	\$14,010.84	\$0.00	\$0.00	\$0.00	\$140,900.16	\$63,711.17
3950	Penas, multas, accesorios y actualizaciones	\$10,914.00	\$0.00	\$45.00	\$2,920.00	\$0.00	\$0.00	\$0.00	\$0.00	\$0.00	\$0.00	\$0.00	\$0.00	\$0.00	\$2,965.00	\$7,949.00
3951	Multas	\$914.00	\$0.00	\$0.00	\$914.00	\$0.00	\$0.00	\$0.00	\$0.00	\$0.00	\$0.00	\$0.00	\$0.00	\$0.00	\$914.00	\$0.00
3952	Recargos y actualizaciones	\$10,000.00	\$0.00	\$45.00	\$2,006.00	\$0.00	\$0.00	\$0.00	\$0.00	\$0.00	\$0.00	\$0.00	\$0.00	\$0.00	\$2,051.00	\$7,949.00
4000	TRANSFERENCIAS, ASIGNACIONES	\$1,858,489.18	\$135,300.00	\$182,900.00	\$207,450.00	\$163,500.00	\$181,589.12	\$153,370.00	\$190,500.00	\$191,169.30	\$194,236.00	\$0.00	\$0.00	\$0.00	\$1,600,014.42	\$258,474.76
4400	AYUDAS SOCIALES	\$1,858,489.18	\$135,300.00	\$182,900.00	\$207,450.00	\$163,500.00	\$181,589.12	\$153,370.00	\$190,500.00	\$191,169.30	\$194,236.00	\$0.00	\$0.00	\$0.00	\$1,600,014.42	\$258,474.76
4410	Ayudas sociales a personas	\$1,858,489.18	\$135,300.00	\$182,900.00	\$207,450.00	\$163,500.00	\$181,589.12	\$153,370.00	\$190,500.00	\$191,169.30	\$194,236.00	\$0.00	\$0.00	\$0.00	\$1,600,014.42	\$258,474.76
4411	Ayudas sociales	\$1,858,489.18	\$135,300.00	\$182,900.00	\$207,450.00	\$163,500.00	\$181,589.12	\$153,370.00	\$190,500.00	\$191,169.30	\$194,236.00	\$0.00	\$0.00	\$0.00	\$1,600,014.42	\$258,474.76
5000	BIENES MUEBLES, INMUEBLES E IN	\$95,000.00	\$0.00	\$0.00	\$0.00	\$0.00	\$0.00	\$0.00	\$11,999.00	\$0.00	\$0.00	\$0.00	\$0.00	\$0.00	\$11,999.00	\$83,001.00
5100	MOBILIARIO Y EQUIPO DE ADMINISTRAC	\$38,001.00	\$0.00	\$0.00	\$0.00	\$0.00	\$0.00	\$0.00	\$0.00	\$0.00	\$0.00	\$0.00	\$0.00	\$0.00	\$0.00	\$38,001.00
5110	Muebles de oficina y estantería	\$20,000.00	\$0.00	\$0.00	\$0.00	\$0.00	\$0.00	\$0.00	\$0.00	\$0.00	\$0.00	\$0.00	\$0.00	\$0.00	\$0.00	\$20,000.00
5111	Muebles de oficina y estantería	\$20,000.00	\$0.00	\$0.00	\$0.00	\$0.00	\$0.00	\$0.00	\$0.00	\$0.00	\$0.00	\$0.00	\$0.00	\$0.00	\$0.00	\$20,000.00
5150	Equipo de cómputo y de tecnología de la int	\$18,001.00	\$0.00	\$0.00	\$0.00	\$0.00	\$0.00	\$0.00	\$0.00	\$0.00	\$0.00	\$0.00	\$0.00	\$0.00	\$0.00	\$18,001.00
5151	Equipo de cómputo y de tecnologías de la ir	\$18,001.00	\$0.00	\$0.00	\$0.00	\$0.00	\$0.00	\$0.00	\$0.00	\$0.00	\$0.00	\$0.00	\$0.00	\$0.00	\$0.00	\$18,001.00
5600	MAQUINARIA, OTROS EQUIPOS Y HERRA	\$56,999.00	\$0.00	\$0.00	\$0.00	\$0.00	\$0.00	\$0.00	\$11,999.00	\$0.00	\$0.00	\$0.00	\$0.00	\$0.00	\$11,999.00	\$45,000.00
5610	Maquinaria y equipo agropecuario	\$25,000.00	\$0.00	\$0.00	\$0.00	\$0.00	\$0.00	\$0.00	\$0.00	\$0.00	\$0.00	\$0.00	\$0.00	\$0.00	\$0.00	\$25,000.00
5611	Maquinaria y equipo agropecuario	\$25,000.00	\$0.00	\$0.00	\$0.00	\$0.00	\$0.00	\$0.00	\$0.00	\$0.00	\$0.00	\$0.00	\$0.00	\$0.00	\$0.00	\$25,000.00
5620	Maquinaria y equipo industrial	\$20,000.00	\$0.00	\$0.00	\$0.00	\$0.00	\$0.00	\$0.00	\$0.00	\$0.00	\$0.00	\$0.00	\$0.00	\$0.00	\$0.00	\$20,000.00
5621	Maquinaria y equipo industrial	\$20,000.00	\$0.00	\$0.00	\$0.00	\$0.00	\$0.00	\$0.00	\$0.00	\$0.00	\$0.00	\$0.00	\$0.00	\$0.00	\$0.00	\$20,000.00
5640	Sistemas de aire acondicionado, calefacció	\$11,999.00	\$0.00	\$0.00	\$0.00	\$0.00	\$0.00	\$0.00	\$11,999.00	\$0.00	\$0.00	\$0.00	\$0.00	\$0.00	\$11,999.00	\$0.00
5641	Sistemas de aire acondicionado, calefacció	\$11,999.00	\$0.00	\$0.00	\$0.00	\$0.00	\$0.00	\$0.00	\$11,999.00	\$0.00	\$0.00	\$0.00	\$0.00	\$0.00	\$11,999.00	\$0.00
6000	INVERSIÓN PÚBLICA	\$6,116,556.42	\$0.00	\$0.00	\$269,710.46	\$0.00	\$2,221,754.05	\$882,535.61	\$429,133.08	\$550,865.20	\$826,786.30	\$0.00	\$0.00	\$0.00	\$5,180,784.70	\$935,771.72
6100	OBRA PÚBLICA EN BIENES DE DOMINIO	\$5,853,009.61	\$0.00	\$0.00	\$269,710.46	\$0.00	\$2,221,754.05	\$882,535.61	\$429,133.08	\$287,318.39	\$826,786.30	\$0.00	\$0.00	\$0.00	\$4,917,237.89	\$935,771.72
6110	Edificación habitacional	\$1,521,750.66	\$0.00	\$0.00	\$0.00	\$0.00	\$0.00	\$0.00	\$0.00	\$0.00	\$672,365.08	\$0.00	\$0.00	\$0.00	\$672,365.08	\$849,385.58
6111	Edificación habitacional	\$1,521,750.66	\$0.00	\$0.00	\$0.00	\$0.00	\$0.00	\$0.00	\$0.00	\$0.00	\$672,365.08	\$0.00	\$0.00	\$0.00	\$672,365.08	\$849,385.58
6120	Edificación no habitacional	\$543,327.61	\$0.00	\$0.00	\$209,305.68	\$0.00	\$0.00	\$113,382.63	\$0.00	\$220,639.30	\$0.00	\$0.00	\$0.00	\$0.00	\$543,327.61	\$0.00
6121	Edificación no habitacional	\$543,327.61	\$0.00	\$0.00	\$209,305.68	\$0.00	\$0.00	\$113,382.63	\$0.00	\$220,639.30	\$0.00	\$0.00	\$0.00	\$0.00	\$543,327.61	\$0.00
6140	División de terrenos y construcción de obra:	\$839,942.03	\$0.00	\$0.00	\$60,404.78	\$0.00	\$366,991.15	\$0.00	\$141,595.17	\$30,143.57	\$154,421.22	\$0.00	\$0.00	\$0.00	\$753,555.89	\$86,386.14
6141	División de terrenos y construcción de obra:	\$839,942.03	\$0.00	\$0.00	\$60,404.78	\$0.00	\$366,991.15	\$0.00	\$141,595.17	\$30,143.57	\$154,421.22	\$0.00	\$0.00	\$0.00	\$753,555.89	\$86,386.14
6150	Construcción de vías de comunicación	\$2,947,989.31	\$0.00	\$0.00	\$0.00	\$0.00	\$1,854,762.90	\$769,152.98	\$287,537.91	\$36,535.52	\$0.00	\$0.00	\$0.00	\$0.00	\$2,947,989.31	\$0.00
6151	Construcción de vías de comunicación	\$2,947,989.31	\$0.00	\$0.00	\$0.00	\$0.00	\$1,854,762.90	\$769,152.98	\$287,537.91	\$36,535.52	\$0.00	\$0.00	\$0.00	\$0.00	\$2,947,989.31	\$0.00
6200	OBRA PÚBLICA EN BIENES PROPIOS	\$263,546.81	\$0.00	\$0.00	\$0.00	\$0.00	\$0.00	\$0.00	\$0.00	\$263,546.81	\$0.00	\$0.00	\$0.00	\$0.00	\$263,546.81	\$0.00
6220	Edificación no habitacional	\$263,546.81	\$0.00	\$0.00	\$0.00	\$0.00	\$0.00	\$0.00	\$0.00	\$263,546.81	\$0.00	\$0.00	\$0.00	\$0.00	\$263,546.81	\$0.00



Usr: supervisor
 Rep: rptAnálisisPresupuestoEgresos

MUNICIPIO DE MAMA

Estado de Yucatán

Analítico Mensual de Egresos Pagados por Capítulo del Gasto al 30/sep/2022

(Cuentas con Movimientos)

(Cifras en pesos y centavos)

Fecha y 19/oct/2022

hora de Impresión 04:37 p.m.

Objeto del Gasto	Presupuesto Vigente	Ene	Feb	Mar	Abr	May	Jun	Jul	Ago	Sep	Oct	Nov	Dic	Total	Diferencia (Vigente - Total)
6221 Edificación no habitacional	\$263,546.81	\$0.00	\$0.00	\$0.00	\$0.00	\$0.00	\$0.00	\$0.00	\$263,546.81	\$0.00	\$0.00	\$0.00	\$0.00	\$263,546.81	\$0.00
8000 PARTICIPACIONES Y APORTACIONES	\$1,007,761.64	\$0.00	\$0.00	\$0.00	\$0.00	\$0.00	\$0.00	\$0.00	\$0.00	\$1,007,761.64	\$0.00	\$0.00	\$0.00	\$1,007,761.64	\$0.00
8500 CONVENIOS	\$1,007,761.64	\$0.00	\$0.00	\$0.00	\$0.00	\$0.00	\$0.00	\$0.00	\$0.00	\$1,007,761.64	\$0.00	\$0.00	\$0.00	\$1,007,761.64	\$0.00
8510 Convenios de reasignación	\$1,007,761.64	\$0.00	\$0.00	\$0.00	\$0.00	\$0.00	\$0.00	\$0.00	\$0.00	\$1,007,761.64	\$0.00	\$0.00	\$0.00	\$1,007,761.64	\$0.00
9000 DEUDA PÚBLICA	\$133,062.75	\$133,062.75	\$0.00	\$0.00	\$0.00	\$0.00	\$0.00	\$0.00	\$0.00	\$0.00	\$0.00	\$0.00	\$0.00	\$133,062.75	\$0.00
9900 ADEUDOS DE EJERCICIOS FISCALES AN	\$133,062.75	\$133,062.75	\$0.00	\$0.00	\$0.00	\$0.00	\$0.00	\$0.00	\$0.00	\$0.00	\$0.00	\$0.00	\$0.00	\$133,062.75	\$0.00
9910 ADEFAS	\$133,062.75	\$133,062.75	\$0.00	\$0.00	\$0.00	\$0.00	\$0.00	\$0.00	\$0.00	\$0.00	\$0.00	\$0.00	\$0.00	\$133,062.75	\$0.00
9911 ADEFAS	\$133,062.75	\$133,062.75	\$0.00	\$0.00	\$0.00	\$0.00	\$0.00	\$0.00	\$0.00	\$0.00	\$0.00	\$0.00	\$0.00	\$133,062.75	\$0.00
Total	\$21,557,331.74	\$897,495.63	\$1,186,075.36	\$1,278,955.21	\$1,047,296.47	\$3,385,320.43	\$2,056,490.92	\$1,571,535.88	\$1,785,771.93	\$3,366,645.97	\$0.00	\$0.00	\$0.00	\$16,575,587.80	\$4,981,743.94

 C. MARIA INES PACHECO POOT
 PRESIDENTA MUNICIPAL

 C. MANUEL JESUS COOT MAAY
 TESORERO MUNICIPAL

 C. LAURO GERMAN CANCHÉ MARIN
 SINDICO MUNICIPAL

 LIC. FATIMA DEL ROSARIO ARCE RAVELL
 SECRETARIA MUNICIPAL