

Usr: supervisor
Rep: rptAnálisis Mensual de Egresos

MUNICIPIO DE MAMA

Estado de Yucatán

Análítico Mensual de Egresos Pagados por Capítulo del Gasto al 31/dic/2022


(Cuentas con Movimientos)

(Cifras en pesos y centavos)

Fecha y 30/ene/2023

hora de Impresión 11:34 a.m.

Objeto del Gasto	Presupuesto Vigente	Ene	Feb	Mar	Abr	May	Jun	Jul	Ago	Sep	Oct	Nov	Dic	Total	Diferencia (Vigente - Total)
1000 SERVICIOS PERSONALES	\$5,423,997.47	\$404,008.70	\$411,078.30	\$441,036.53	\$443,228.85	\$437,469.12	\$440,058.99	\$442,221.30	\$441,781.19	\$423,141.97	\$420,373.80	\$424,455.52	\$695,143.20	\$5,423,997.47	\$0.00
1100 REMUNERACIONES AL PERSONAL DE C.	\$5,148,026.35	\$404,008.70	\$411,078.30	\$441,036.53	\$443,228.85	\$437,469.12	\$440,058.99	\$442,221.30	\$432,241.66	\$423,141.97	\$420,373.80	\$424,455.52	\$428,711.61	\$5,148,026.35	\$0.00
1110 Dietas	\$1,229,993.84	\$97,836.32	\$97,836.32	\$103,432.12	\$103,432.12	\$103,432.12	\$103,432.12	\$103,432.12	\$103,432.12	\$103,432.12	\$103,432.12	\$103,432.12	\$103,432.12	\$1,229,993.84	\$0.00
1111 Dietas	\$1,229,993.84	\$97,836.32	\$97,836.32	\$103,432.12	\$103,432.12	\$103,432.12	\$103,432.12	\$103,432.12	\$103,432.12	\$103,432.12	\$103,432.12	\$103,432.12	\$103,432.12	\$1,229,993.84	\$0.00
1130 Sueldos base al personal permanente	\$3,918,032.51	\$306,172.38	\$313,241.98	\$337,604.41	\$339,796.73	\$334,037.00	\$336,626.87	\$338,789.18	\$328,809.54	\$319,709.85	\$316,941.68	\$321,023.40	\$325,279.49	\$3,918,032.51	\$0.00
1131 Sueldos al personal de base	\$3,918,032.51	\$306,172.38	\$313,241.98	\$337,604.41	\$339,796.73	\$334,037.00	\$336,626.87	\$338,789.18	\$328,809.54	\$319,709.85	\$316,941.68	\$321,023.40	\$325,279.49	\$3,918,032.51	\$0.00
1300 REMUNERACIONES ADICIONALES Y ESP	\$275,971.12	\$0.00	\$0.00	\$0.00	\$0.00	\$0.00	\$0.00	\$0.00	\$9,539.53	\$0.00	\$0.00	\$0.00	\$266,431.59	\$275,971.12	\$0.00
1320 Primas de vacaciones, dominical y gratificar	\$275,971.12	\$0.00	\$0.00	\$0.00	\$0.00	\$0.00	\$0.00	\$0.00	\$9,539.53	\$0.00	\$0.00	\$0.00	\$266,431.59	\$275,971.12	\$0.00
1321 Prima vacacional y dominical	\$4,145.98	\$0.00	\$0.00	\$0.00	\$0.00	\$0.00	\$0.00	\$0.00	\$4,145.98	\$0.00	\$0.00	\$0.00	\$0.00	\$4,145.98	\$0.00
1322 Gratificación de fin de año	\$271,825.14	\$0.00	\$0.00	\$0.00	\$0.00	\$0.00	\$0.00	\$0.00	\$5,393.55	\$0.00	\$0.00	\$0.00	\$266,431.59	\$271,825.14	\$0.00
2000 MATERIALES Y SUMINISTROS	\$2,844,947.48	\$26,824.77	\$210,728.28	\$241,108.93	\$182,355.14	\$206,614.66	\$341,878.31	\$245,839.42	\$202,894.37	\$256,301.74	\$221,439.23	\$264,362.67	\$444,599.97	\$2,844,947.49	-\$0.01
2100 MATERIALES DE ADMINISTRACIÓN, EMIS	\$37,385.20	\$0.00	\$4,630.12	\$2,025.00	\$2,288.99	\$7,221.93	\$1,499.00	\$3,219.10	\$304.14	\$3,382.90	\$7,568.00	\$5,246.02	\$0.00	\$37,385.20	\$0.00
2110 Materiales, útiles y equipos menores de ofic	\$20,064.56	\$0.00	\$3,228.11	\$385.00	\$1,274.99	\$1,814.43	\$0.00	\$2,355.10	\$0.00	\$3,382.90	\$3,983.01	\$3,641.02	\$0.00	\$20,064.56	\$0.00
2111 Materiales, útiles y equipos menores de ofic	\$20,064.56	\$0.00	\$3,228.11	\$385.00	\$1,274.99	\$1,814.43	\$0.00	\$2,355.10	\$0.00	\$3,382.90	\$3,983.01	\$3,641.02	\$0.00	\$20,064.56	\$0.00
2140 Materiales, útiles y equipos menores de tec	\$5,701.99	\$0.00	\$259.00	\$0.00	\$0.00	\$2,249.00	\$1,499.00	\$0.00	\$0.00	\$0.00	\$1,694.99	\$0.00	\$0.00	\$5,701.99	\$0.00
2141 Materiales, útiles y equipos menores de tec	\$5,701.99	\$0.00	\$259.00	\$0.00	\$0.00	\$2,249.00	\$1,499.00	\$0.00	\$0.00	\$0.00	\$1,694.99	\$0.00	\$0.00	\$5,701.99	\$0.00
2160 Material de limpieza	\$11,618.65	\$0.00	\$1,143.01	\$1,640.00	\$1,014.00	\$3,158.50	\$0.00	\$864.00	\$304.14	\$0.00	\$1,890.00	\$1,605.00	\$0.00	\$11,618.65	\$0.00
2161 Material de limpieza	\$11,618.65	\$0.00	\$1,143.01	\$1,640.00	\$1,014.00	\$3,158.50	\$0.00	\$864.00	\$304.14	\$0.00	\$1,890.00	\$1,605.00	\$0.00	\$11,618.65	\$0.00
2200 ALIMENTOS Y UTENSILIOS	\$189,257.10	\$14,400.25	\$12,773.80	\$12,271.81	\$18,273.93	\$17,765.48	\$13,700.44	\$8,443.96	\$15,422.52	\$25,081.43	\$21,320.25	\$20,205.81	\$9,597.42	\$189,257.10	\$0.00
2210 Productos alimenticios para personas	\$185,414.69	\$14,400.25	\$12,773.80	\$12,271.81	\$17,416.16	\$16,736.48	\$12,517.24	\$7,768.96	\$15,422.52	\$24,983.99	\$21,320.25	\$20,205.81	\$9,597.42	\$185,414.69	\$0.00
2211 Productos alimenticios para personas	\$185,414.69	\$14,400.25	\$12,773.80	\$12,271.81	\$17,416.16	\$16,736.48	\$12,517.24	\$7,768.96	\$15,422.52	\$24,983.99	\$21,320.25	\$20,205.81	\$9,597.42	\$185,414.69	\$0.00
2230 Utensilios para el servicio de alimentación	\$3,842.41	\$0.00	\$0.00	\$0.00	\$857.77	\$1,029.00	\$1,183.20	\$675.00	\$0.00	\$97.44	\$0.00	\$0.00	\$0.00	\$3,842.41	\$0.00
2231 Utensilios para el servicio de alimentación	\$3,842.41	\$0.00	\$0.00	\$0.00	\$857.77	\$1,029.00	\$1,183.20	\$675.00	\$0.00	\$97.44	\$0.00	\$0.00	\$0.00	\$3,842.41	\$0.00
2400 MATERIALES Y ARTÍCULOS DE CONSTRUC	\$463,370.51	\$1,089.85	\$18,254.39	\$53,913.48	\$15,194.25	\$7,430.82	\$74,841.33	\$44,249.31	\$19,846.09	\$63,883.01	\$28,964.16	\$43,495.01	\$92,208.81	\$463,370.51	\$0.00
2410 Productos minerales no metálicos	\$16,118.20	\$0.00	\$0.00	\$1,374.60	\$0.00	\$0.00	\$0.00	\$1,537.00	\$0.00	\$0.00	\$0.00	\$13,206.60	\$0.00	\$16,118.20	\$0.00
2411 Productos minerales no metálicos	\$16,118.20	\$0.00	\$0.00	\$1,374.60	\$0.00	\$0.00	\$0.00	\$1,537.00	\$0.00	\$0.00	\$0.00	\$13,206.60	\$0.00	\$16,118.20	\$0.00
2420 Cemento y productos de concreto	\$11,505.69	\$0.00	\$0.00	\$4,914.92	\$0.00	\$0.00	\$0.00	\$4,290.84	\$0.00	\$0.00	\$0.00	\$2,299.93	\$0.00	\$11,505.69	\$0.00
2421 Cemento y productos de concreto	\$11,505.69	\$0.00	\$0.00	\$4,914.92	\$0.00	\$0.00	\$0.00	\$4,290.84	\$0.00	\$0.00	\$0.00	\$2,299.93	\$0.00	\$11,505.69	\$0.00
2430 Cal, yeso y productos de yeso	\$882.18	\$0.00	\$0.00	\$182.12	\$0.00	\$0.00	\$0.00	\$0.00	\$0.00	\$0.00	\$0.00	\$700.06	\$0.00	\$882.18	\$0.00
2431 Cal, yeso y productos de yeso	\$882.18	\$0.00	\$0.00	\$182.12	\$0.00	\$0.00	\$0.00	\$0.00	\$0.00	\$0.00	\$0.00	\$700.06	\$0.00	\$882.18	\$0.00
2460 Material eléctrico y electrónico	\$338,462.41	\$0.00	\$14,655.16	\$45,968.64	\$11,406.61	\$6,127.28	\$74,760.50	\$24,892.44	\$18,998.19	\$10,651.39	\$19,373.38	\$21,440.39	\$90,188.43	\$338,462.41	\$0.00
2461 Material eléctrico y electrónico	\$338,462.41	\$0.00	\$14,655.16	\$45,968.64	\$11,406.61	\$6,127.28	\$74,760.50	\$24,892.44	\$18,998.19	\$10,651.39	\$19,373.38	\$21,440.39	\$90,188.43	\$338,462.41	\$0.00
2470 Artículos metálicos para la construcción	\$56,588.41	\$0.00	\$0.00	\$1,447.68	\$0.00	\$0.00	\$80.83	\$0.00	\$0.00	\$51,620.00	\$0.00	\$3,439.90	\$0.00	\$56,588.41	\$0.00
2471 Artículos metálicos para la construcción	\$56,588.41	\$0.00	\$0.00	\$1,447.68	\$0.00	\$0.00	\$80.83	\$0.00	\$0.00	\$51,620.00	\$0.00	\$3,439.90	\$0.00	\$56,588.41	\$0.00
2490 Otros materiales y artículos de construcción	\$39,813.62	\$1,089.85	\$3,599.23	\$25.52	\$3,787.64	\$1,303.54	\$0.00	\$13,529.03	\$847.90	\$1,611.62	\$9,590.78	\$2,408.13	\$2,020.38	\$39,813.62	\$0.00
2491 Otros materiales y artículos de construcción	\$39,813.62	\$1,089.85	\$3,599.23	\$25.52	\$3,787.64	\$1,303.54	\$0.00	\$13,529.03	\$847.90	\$1,611.62	\$9,590.78	\$2,408.13	\$2,020.38	\$39,813.62	\$0.00
2500 PRODUCTOS QUÍMICOS, FARMACÉUTIC	\$116,756.93	\$7,143.73	\$13,976.83	\$1,823.04	\$8,706.60	\$17,284.42	\$10,013.76	\$6,804.47	\$7,746.90	\$20,039.71	\$9,776.16	\$8,049.11	\$5,392.20	\$116,756.93	\$0.00
2520 Fertilizantes, pesticidas y otros agroquímico	\$56,052.13	\$3,343.50	\$6,497.40	\$1,299.60	\$3,517.22	\$11,682.00	\$6,770.40	\$0.00	\$4,179.20	\$5,470.41	\$4,514.40	\$3,385.80	\$5,392.20	\$56,052.13	\$0.00
2521 Fertilizantes, pesticidas y otros agroquímico	\$56,052.13	\$3,343.50	\$6,497.40	\$1,299.60	\$3,517.22	\$11,682.00	\$6,770.40	\$0.00	\$4,179.20	\$5,470.41	\$4,514.40	\$3,385.80	\$5,392.20	\$56,052.13	\$0.00
2530 Medicinas y productos farmacéuticos	\$15,180.80	\$116.99	\$4,131.67	\$523.44	\$0.00	\$2,034.72	\$0.00	\$2,588.09	\$0.00	\$4,630.42	\$0.00	\$1,155.47	\$0.00	\$15,180.80	\$0.00




Usr: supervisor
Rep: rptAnálisis Mensual de Egresos

MUNICIPIO DE MAMA
Estado de Yucatán
Análítico Mensual de Egresos Pagados por Capítulo del Gasto al 31/dic/2022
(Cuentas con Movimientos)
(Cifras en pesos y centavos)

Fecha y 30/ene/2023
hora de Impresión 11:34 a.m.

Objeto del Gasto		Presupuesto Vigente	Ene	Feb	Mar	Abr	May	Jun	Jul	Ago	Sep	Oct	Nov	Dic	Total	Diferencia (Vigente - Total)
2531	Medicinas y productos farmacéuticos	\$15,180.80	\$116.99	\$4,131.67	\$523.44	\$0.00	\$2,034.72	\$0.00	\$2,588.09	\$0.00	\$4,630.42	\$0.00	\$1,155.47	\$0.00	\$15,180.80	\$0.00
2590	Otros productos químicos	\$45,524.00	\$3,683.24	\$3,347.76	\$0.00	\$5,189.38	\$3,567.70	\$3,243.36	\$4,216.38	\$3,567.70	\$9,938.88	\$5,261.76	\$3,507.84	\$0.00	\$45,524.00	\$0.00
2591	Otros productos químicos	\$45,524.00	\$3,683.24	\$3,347.76	\$0.00	\$5,189.38	\$3,567.70	\$3,243.36	\$4,216.38	\$3,567.70	\$9,938.88	\$5,261.76	\$3,507.84	\$0.00	\$45,524.00	\$0.00
2600	COMBUSTIBLES, LUBRICANTES Y ADITIV	\$1,770,840.15	\$275.62	\$137,873.85	\$136,413.53	\$135,315.75	\$148,714.58	\$154,954.45	\$166,972.78	\$123,815.42	\$139,324.21	\$153,227.66	\$163,623.17	\$310,329.14	\$1,770,840.16	-\$0.01
2610	Combustibles, lubricantes y aditivos	\$1,770,840.15	\$275.62	\$137,873.85	\$136,413.53	\$135,315.75	\$148,714.58	\$154,954.45	\$166,972.78	\$123,815.42	\$139,324.21	\$153,227.66	\$163,623.17	\$310,329.14	\$1,770,840.16	-\$0.01
2611	Combustible	\$1,735,454.96	\$0.00	\$137,873.85	\$131,489.80	\$133,991.55	\$148,714.58	\$148,473.39	\$166,972.78	\$115,652.74	\$135,934.69	\$151,949.80	\$156,628.37	\$307,773.42	\$1,735,454.97	-\$0.01
2612	Lubricantes y aditivos	\$35,385.19	\$275.62	\$0.00	\$4,923.73	\$1,324.20	\$0.00	\$6,481.06	\$0.00	\$8,162.68	\$3,389.52	\$1,277.86	\$6,994.80	\$2,555.72	\$35,385.19	\$0.00
2700	VESTUARIO, BLANCOS, PRENDAS DE PR	\$108,227.90	\$0.00	\$0.00	\$0.00	\$0.00	\$7,594.52	\$56,329.58	\$4,510.00	\$17,260.80	\$0.00	\$448.00	\$2,077.00	\$20,008.00	\$108,227.90	\$0.00
2710	Vestuario y uniformes	\$85,011.26	\$0.00	\$0.00	\$0.00	\$0.00	\$6,667.68	\$54,333.58	\$0.00	\$4,002.00	\$0.00	\$0.00	\$0.00	\$20,008.00	\$85,011.26	\$0.00
2711	Vestuario y uniformes	\$85,011.26	\$0.00	\$0.00	\$0.00	\$0.00	\$6,667.68	\$54,333.58	\$0.00	\$4,002.00	\$0.00	\$0.00	\$0.00	\$20,008.00	\$85,011.26	\$0.00
2720	Prendas de seguridad y protección persona	\$15,594.80	\$0.00	\$0.00	\$0.00	\$0.00	\$0.00	\$1,996.00	\$340.00	\$13,258.80	\$0.00	\$0.00	\$0.00	\$0.00	\$15,594.80	\$0.00
2721	Prendas de seguridad y protección persona	\$15,594.80	\$0.00	\$0.00	\$0.00	\$0.00	\$0.00	\$1,996.00	\$340.00	\$13,258.80	\$0.00	\$0.00	\$0.00	\$0.00	\$15,594.80	\$0.00
2730	Artículos deportivos	\$7,621.84	\$0.00	\$0.00	\$0.00	\$0.00	\$926.84	\$0.00	\$4,170.00	\$0.00	\$0.00	\$448.00	\$2,077.00	\$0.00	\$7,621.84	\$0.00
2731	Artículos deportivos	\$7,621.84	\$0.00	\$0.00	\$0.00	\$0.00	\$926.84	\$0.00	\$4,170.00	\$0.00	\$0.00	\$448.00	\$2,077.00	\$0.00	\$7,621.84	\$0.00
2800	MATERIALES Y SUMINISTROS PARA SEG	\$6,873.00	\$0.00	\$0.00	\$0.00	\$0.00	\$0.00	\$6,873.00	\$0.00	\$0.00	\$0.00	\$0.00	\$0.00	\$0.00	\$6,873.00	\$0.00
2830	Prendas de protección para seguridad públi	\$6,873.00	\$0.00	\$0.00	\$0.00	\$0.00	\$0.00	\$6,873.00	\$0.00	\$0.00	\$0.00	\$0.00	\$0.00	\$0.00	\$6,873.00	\$0.00
2831	Prendas de protección para seguridad públi	\$6,873.00	\$0.00	\$0.00	\$0.00	\$0.00	\$0.00	\$6,873.00	\$0.00	\$0.00	\$0.00	\$0.00	\$0.00	\$0.00	\$6,873.00	\$0.00
2900	HERRAMIENTAS, REFACCIONES Y ACCE	\$152,236.69	\$3,915.32	\$23,219.29	\$34,662.07	\$2,575.62	\$602.91	\$23,666.75	\$11,639.80	\$18,498.50	\$4,590.48	\$135.00	\$21,666.55	\$7,064.40	\$152,236.69	\$0.00
2910	Herramientas menores	\$10,826.96	\$0.00	\$4,660.14	\$0.00	\$60.00	\$0.00	\$3,585.99	\$1,352.79	\$0.00	\$414.48	\$0.00	\$753.56	\$0.00	\$10,826.96	\$0.00
2911	Herramientas menores	\$10,826.96	\$0.00	\$4,660.14	\$0.00	\$60.00	\$0.00	\$3,585.99	\$1,352.79	\$0.00	\$414.48	\$0.00	\$753.56	\$0.00	\$10,826.96	\$0.00
2930	Refacciones y accesorios menores de mobi	\$9,811.05	\$3,719.05	\$0.00	\$6,092.00	\$0.00	\$0.00	\$0.00	\$0.00	\$0.00	\$0.00	\$0.00	\$0.00	\$0.00	\$9,811.05	\$0.00
2931	Refacciones y accesorios menores de mobi	\$9,811.05	\$3,719.05	\$0.00	\$6,092.00	\$0.00	\$0.00	\$0.00	\$0.00	\$0.00	\$0.00	\$0.00	\$0.00	\$0.00	\$9,811.05	\$0.00
2960	Refacciones y accesorios menores de equi	\$128,748.58	\$196.27	\$18,559.15	\$28,570.07	\$2,515.62	\$602.91	\$20,080.76	\$10,287.01	\$15,648.40	\$4,176.00	\$135.00	\$20,912.99	\$7,064.40	\$128,748.58	\$0.00
2961	Refacciones y accesorios menores de equi	\$128,748.58	\$196.27	\$18,559.15	\$28,570.07	\$2,515.62	\$602.91	\$20,080.76	\$10,287.01	\$15,648.40	\$4,176.00	\$135.00	\$20,912.99	\$7,064.40	\$128,748.58	\$0.00
2980	Refacciones y accesorios menores de maq	\$2,850.10	\$0.00	\$0.00	\$0.00	\$0.00	\$0.00	\$0.00	\$0.00	\$2,850.10	\$0.00	\$0.00	\$0.00	\$0.00	\$2,850.10	\$0.00
2981	Refacciones y accesorios menores de maq	\$2,850.10	\$0.00	\$0.00	\$0.00	\$0.00	\$0.00	\$0.00	\$0.00	\$2,850.10	\$0.00	\$0.00	\$0.00	\$0.00	\$2,850.10	\$0.00
3000	SERVICIOS GENERALES	\$4,070,927.96	\$198,299.41	\$381,368.78	\$119,649.29	\$258,212.48	\$337,893.48	\$238,648.01	\$251,843.08	\$399,061.87	\$658,418.32	\$349,748.49	\$390,446.63	\$487,338.12	\$4,070,927.96	\$0.00
3100	SERVICIOS BÁSICOS	\$1,469,863.24	\$124,458.00	\$147,271.38	\$29,700.00	\$140,480.58	\$124,281.28	\$159,151.00	\$135,398.00	\$223,587.00	\$106,071.00	\$139,937.00	\$120,044.00	\$19,484.00	\$1,469,863.24	\$0.00
3110	Energía eléctrica	\$1,424,760.06	\$124,458.00	\$142,622.78	\$0.00	\$139,947.00	\$123,630.28	\$159,151.00	\$135,398.00	\$215,235.00	\$106,071.00	\$139,937.00	\$119,232.00	\$19,078.00	\$1,424,760.06	\$0.00
3111	Energía eléctrica	\$1,424,760.06	\$124,458.00	\$142,622.78	\$0.00	\$139,947.00	\$123,630.28	\$159,151.00	\$135,398.00	\$215,235.00	\$106,071.00	\$139,937.00	\$119,232.00	\$19,078.00	\$1,424,760.06	\$0.00
3170	Servicios de acceso de Internet, redes y prc	\$44,324.60	\$0.00	\$4,648.60	\$29,700.00	\$0.00	\$406.00	\$0.00	\$0.00	\$8,352.00	\$0.00	\$0.00	\$812.00	\$406.00	\$44,324.60	\$0.00
3171	Servicios de acceso de Internet, redes y prc	\$44,324.60	\$0.00	\$4,648.60	\$29,700.00	\$0.00	\$406.00	\$0.00	\$0.00	\$8,352.00	\$0.00	\$0.00	\$812.00	\$406.00	\$44,324.60	\$0.00
3180	Servicios postales y telegráficos	\$778.58	\$0.00	\$0.00	\$0.00	\$533.58	\$245.00	\$0.00	\$0.00	\$0.00	\$0.00	\$0.00	\$0.00	\$0.00	\$778.58	\$0.00
3181	Servicios postales y telegráficos	\$778.58	\$0.00	\$0.00	\$0.00	\$533.58	\$245.00	\$0.00	\$0.00	\$0.00	\$0.00	\$0.00	\$0.00	\$0.00	\$778.58	\$0.00
3200	SERVICIOS DE ARRENDAMIENTO	\$19,720.00	\$0.00	\$0.00	\$0.00	\$0.00	\$0.00	\$0.00	\$0.00	\$0.00	\$0.00	\$19,720.00	\$0.00	\$0.00	\$19,720.00	\$0.00
3250	Arrendamiento de equipo de transporte	\$19,720.00	\$0.00	\$0.00	\$0.00	\$0.00	\$0.00	\$0.00	\$0.00	\$0.00	\$0.00	\$19,720.00	\$0.00	\$0.00	\$19,720.00	\$0.00
3251	Arrendamiento de equipo de transporte	\$19,720.00	\$0.00	\$0.00	\$0.00	\$0.00	\$0.00	\$0.00	\$0.00	\$0.00	\$0.00	\$19,720.00	\$0.00	\$0.00	\$19,720.00	\$0.00
3300	SERVICIOS PROFESIONALES, CIENTÍFIC	\$838,936.04	\$17,000.01	\$101,280.12	\$49,474.01	\$49,880.94	\$43,500.01	\$43,500.01	\$56,500.01	\$94,540.01	\$43,500.01	\$110,802.02	\$43,500.01	\$185,458.88	\$838,936.04	\$0.00
3310	Servicios legales, de contabilidad, auditoría	\$681,040.12	\$17,000.01	\$70,000.01	\$43,500.01	\$43,500.01	\$43,500.01	\$43,500.01	\$43,500.01	\$94,540.01	\$43,500.01	\$43,500.01	\$43,500.01	\$151,500.01	\$681,040.12	\$0.00
3311	Servicios legales, de contabilidad, auditoría	\$681,040.12	\$17,000.01	\$70,000.01	\$43,500.01	\$43,500.01	\$43,500.01	\$43,500.01	\$43,500.01	\$94,540.01	\$43,500.01	\$43,500.01	\$43,500.01	\$151,500.01	\$681,040.12	\$0.00




Usr: supervisor
Rep: rptAnálisis Mensual de Egresos

MUNICIPIO DE MAMA
Estado de Yucatán
Análítico Mensual de Egresos Pagados por Capítulo del Gasto al 31/dic/2022
(Cuentas con Movimientos)
(Cifras en pesos y centavos)

Fecha y hora de Impresión | 30/ene/2023
11:34 a.m.

Objeto del Gasto		Presupuesto Vigente	Ene	Feb	Mar	Abr	May	Jun	Jul	Ago	Sep	Oct	Nov	Dic	Total	Diferencia (Vigente - Total)
3320	Servicios de diseño, arquitectura, ingeniería	\$73,276.01	\$0.00	\$0.00	\$5,974.00	\$0.00	\$0.00	\$0.00	\$0.00	\$0.00	\$0.00	\$67,302.01	\$0.00	\$0.00	\$73,276.01	\$0.00
3321	Servicios de diseño, arquitectura, ingeniería	\$73,276.01	\$0.00	\$0.00	\$5,974.00	\$0.00	\$0.00	\$0.00	\$0.00	\$0.00	\$0.00	\$67,302.01	\$0.00	\$0.00	\$73,276.01	\$0.00
3330	Servicios de consultoría administrativa, proc	\$13,000.00	\$0.00	\$0.00	\$0.00	\$0.00	\$0.00	\$0.00	\$13,000.00	\$0.00	\$0.00	\$0.00	\$0.00	\$0.00	\$13,000.00	\$0.00
3332	Servicios de mantenimiento de aplicaciones	\$13,000.00	\$0.00	\$0.00	\$0.00	\$0.00	\$0.00	\$0.00	\$13,000.00	\$0.00	\$0.00	\$0.00	\$0.00	\$0.00	\$13,000.00	\$0.00
3350	Servicios de investigación científica y desar	\$23,196.23	\$0.00	\$974.01	\$0.00	\$0.00	\$0.00	\$0.00	\$0.00	\$0.00	\$0.00	\$0.00	\$0.00	\$22,222.22	\$23,196.23	\$0.00
3351	Servicios de investigación científica y desar	\$23,196.23	\$0.00	\$974.01	\$0.00	\$0.00	\$0.00	\$0.00	\$0.00	\$0.00	\$0.00	\$0.00	\$0.00	\$22,222.22	\$23,196.23	\$0.00
3360	Servicios de apoyo administrativo, fotocopia	\$48,423.68	\$0.00	\$30,306.10	\$0.00	\$6,380.93	\$0.00	\$0.00	\$0.00	\$0.00	\$0.00	\$0.00	\$0.00	\$11,736.65	\$48,423.68	\$0.00
3361	Servicios de apoyo administrativo, traducció	\$48,423.68	\$0.00	\$30,306.10	\$0.00	\$6,380.93	\$0.00	\$0.00	\$0.00	\$0.00	\$0.00	\$0.00	\$0.00	\$11,736.65	\$48,423.68	\$0.00
3400	SERVICIOS FINANCIEROS, BANCARIOS Y	\$26,719.13	\$1,231.92	\$997.60	\$1,132.16	\$1,407.08	\$1,429.52	\$1,364.39	\$1,363.87	\$1,388.17	\$1,506.20	\$4,524.16	\$1,320.42	\$9,053.64	\$26,719.13	\$0.00
3410	Servicios financieros y bancarios	\$16,140.68	\$1,231.92	\$997.60	\$1,132.16	\$1,407.08	\$1,429.52	\$1,364.39	\$1,363.87	\$1,388.17	\$1,506.20	\$1,479.17	\$1,320.42	\$1,520.18	\$16,140.68	\$0.00
3412	Comisiones	\$16,140.68	\$1,231.92	\$997.60	\$1,132.16	\$1,407.08	\$1,429.52	\$1,364.39	\$1,363.87	\$1,388.17	\$1,506.20	\$1,479.17	\$1,320.42	\$1,520.18	\$16,140.68	\$0.00
3450	Seguro de bienes patrimoniales	\$10,578.45	\$0.00	\$0.00	\$0.00	\$0.00	\$0.00	\$0.00	\$0.00	\$0.00	\$0.00	\$3,044.99	\$0.00	\$7,533.46	\$10,578.45	\$0.00
3451	Seguro de bienes patrimoniales	\$10,578.45	\$0.00	\$0.00	\$0.00	\$0.00	\$0.00	\$0.00	\$0.00	\$0.00	\$0.00	\$3,044.99	\$0.00	\$7,533.46	\$10,578.45	\$0.00
3500	SERVICIOS DE INSTALACIÓN, REPARACI	\$331,382.87	\$0.00	\$59,500.01	\$10,640.40	\$14,630.00	\$2,165.85	\$20,958.00	\$744.00	\$6,781.80	\$20,690.00	\$0.00	\$42,043.91	\$153,228.90	\$331,382.87	\$0.00
3510	Conservación y mantenimiento menor de in	\$210,932.22	\$0.00	\$14,500.01	\$0.00	\$0.00	\$0.00	\$13,650.00	\$0.00	\$0.00	\$15,080.00	\$0.00	\$34,190.70	\$133,511.51	\$210,932.22	\$0.00
3511	Conservación y mantenimiento menor de in	\$210,932.22	\$0.00	\$14,500.01	\$0.00	\$0.00	\$0.00	\$13,650.00	\$0.00	\$0.00	\$15,080.00	\$0.00	\$34,190.70	\$133,511.51	\$210,932.22	\$0.00
3550	Reparación y mantenimiento de equipo de t	\$105,950.65	\$0.00	\$45,000.00	\$10,640.40	\$130.00	\$2,165.85	\$7,308.00	\$744.00	\$6,781.80	\$5,610.00	\$0.00	\$7,853.21	\$19,717.39	\$105,950.65	\$0.00
3551	Reparación y mantenimiento de equipo de t	\$105,950.65	\$0.00	\$45,000.00	\$10,640.40	\$130.00	\$2,165.85	\$7,308.00	\$744.00	\$6,781.80	\$5,610.00	\$0.00	\$7,853.21	\$19,717.39	\$105,950.65	\$0.00
3590	Servicios de jardinería y fumigación	\$14,500.00	\$0.00	\$0.00	\$0.00	\$14,500.00	\$0.00	\$0.00	\$0.00	\$0.00	\$0.00	\$0.00	\$0.00	\$0.00	\$14,500.00	\$0.00
3591	Servicios de jardinería y fumigación	\$14,500.00	\$0.00	\$0.00	\$0.00	\$14,500.00	\$0.00	\$0.00	\$0.00	\$0.00	\$0.00	\$0.00	\$0.00	\$0.00	\$14,500.00	\$0.00
3600	SERVICIOS DE COMUNICACIÓN SOCIAL	\$6,333.60	\$0.00	\$0.00	\$0.00	\$2,923.20	\$0.00	\$0.00	\$3,410.40	\$0.00	\$0.00	\$0.00	\$0.00	\$0.00	\$6,333.60	\$0.00
3610	Difusión por radio, televisión y otros medios	\$6,333.60	\$0.00	\$0.00	\$0.00	\$2,923.20	\$0.00	\$0.00	\$3,410.40	\$0.00	\$0.00	\$0.00	\$0.00	\$0.00	\$6,333.60	\$0.00
3611	Gastos de difusión e información	\$6,333.60	\$0.00	\$0.00	\$0.00	\$2,923.20	\$0.00	\$0.00	\$3,410.40	\$0.00	\$0.00	\$0.00	\$0.00	\$0.00	\$6,333.60	\$0.00
3700	SERVICIOS DE TRASLADO Y VIÁTICOS	\$2,088.67	\$0.00	\$2,088.67	\$0.00	\$0.00	\$0.00	\$0.00	\$0.00	\$0.00	\$0.00	\$0.00	\$0.00	\$0.00	\$2,088.67	\$0.00
3750	Viáticos en el país	\$2,088.67	\$0.00	\$2,088.67	\$0.00	\$0.00	\$0.00	\$0.00	\$0.00	\$0.00	\$0.00	\$0.00	\$0.00	\$0.00	\$2,088.67	\$0.00
3751	Viáticos en el país	\$2,088.67	\$0.00	\$2,088.67	\$0.00	\$0.00	\$0.00	\$0.00	\$0.00	\$0.00	\$0.00	\$0.00	\$0.00	\$0.00	\$2,088.67	\$0.00
3800	SERVICIOS OFICIALES	\$1,100,564.90	\$38,770.61	\$41,766.00	\$722.00	\$32,050.50	\$143,819.81	\$261.00	\$24,425.34	\$46,347.41	\$472,640.27	\$22,900.28	\$182,946.02	\$93,915.66	\$1,100,564.90	\$0.00
3820	Gastos de orden social y cultural	\$1,097,354.90	\$38,770.61	\$40,000.00	\$0.00	\$32,050.50	\$143,097.81	\$261.00	\$24,425.34	\$46,347.41	\$472,640.27	\$22,900.28	\$182,946.02	\$93,915.66	\$1,097,354.90	\$0.00
3821	Gastos de orden social y cultural	\$1,097,354.90	\$38,770.61	\$40,000.00	\$0.00	\$32,050.50	\$143,097.81	\$261.00	\$24,425.34	\$46,347.41	\$472,640.27	\$22,900.28	\$182,946.02	\$93,915.66	\$1,097,354.90	\$0.00
3850	Gastos de representación	\$3,210.00	\$0.00	\$1,766.00	\$722.00	\$0.00	\$722.00	\$0.00	\$0.00	\$0.00	\$0.00	\$0.00	\$0.00	\$0.00	\$3,210.00	\$0.00
3851	Gastos de representación	\$3,210.00	\$0.00	\$1,766.00	\$722.00	\$0.00	\$722.00	\$0.00	\$0.00	\$0.00	\$0.00	\$0.00	\$0.00	\$0.00	\$3,210.00	\$0.00
3900	OTROS SERVICIOS GENERALES	\$275,319.51	\$16,838.87	\$28,465.00	\$27,980.72	\$16,840.18	\$22,697.01	\$13,413.61	\$30,001.46	\$26,417.48	\$14,010.84	\$51,865.03	\$592.27	\$26,197.04	\$275,319.51	\$0.00
3910	Servicios funerarios y de cementerios	\$56,300.01	\$0.00	\$10,600.00	\$7,300.00	\$0.00	\$9,400.01	\$0.00	\$12,500.00	\$13,000.00	\$0.00	\$3,500.00	\$0.00	\$0.00	\$56,300.01	\$0.00
3911	Servicios funerarios y de cementerios	\$56,300.01	\$0.00	\$10,600.00	\$7,300.00	\$0.00	\$9,400.01	\$0.00	\$12,500.00	\$13,000.00	\$0.00	\$3,500.00	\$0.00	\$0.00	\$56,300.01	\$0.00
3920	Impuestos y derechos	\$215,235.50	\$16,838.87	\$17,820.00	\$17,760.72	\$16,840.18	\$13,297.00	\$13,413.61	\$17,501.46	\$13,417.48	\$14,010.84	\$48,178.03	\$592.27	\$25,565.04	\$215,235.50	\$0.00
3921	Impuestos y derechos	\$215,235.50	\$16,838.87	\$17,820.00	\$17,760.72	\$16,840.18	\$13,297.00	\$13,413.61	\$17,501.46	\$13,417.48	\$14,010.84	\$48,178.03	\$592.27	\$25,565.04	\$215,235.50	\$0.00
3950	Penas, multas, accesorios y actualizaciones	\$3,784.00	\$0.00	\$45.00	\$2,920.00	\$0.00	\$0.00	\$0.00	\$0.00	\$0.00	\$0.00	\$187.00	\$0.00	\$632.00	\$3,784.00	\$0.00
3951	Multas	\$914.00	\$0.00	\$0.00	\$914.00	\$0.00	\$0.00	\$0.00	\$0.00	\$0.00	\$0.00	\$0.00	\$0.00	\$0.00	\$914.00	\$0.00
3952	Recargos y actualizaciones	\$2,870.00	\$0.00	\$45.00	\$2,006.00	\$0.00	\$0.00	\$0.00	\$0.00	\$0.00	\$0.00	\$187.00	\$0.00	\$632.00	\$2,870.00	\$0.00
4000	TRANSFERENCIAS, ASIGNACIONES	\$2,240,135.42	\$135,300.00	\$182,900.00	\$207,450.00	\$163,500.00	\$181,589.12	\$153,370.00	\$190,500.00	\$191,169.30	\$194,236.00	\$171,005.00	\$215,866.00	\$253,250.00	\$2,240,135.42	\$0.00



Usr: supervisor
 Rep: rptAnálisisPresupuestoEgresos

MUNICIPIO DE MAMA

Estado de Yucatán

Análítico Mensual de Egresos Pagados por Capítulo del Gasto al 31/dic/2022


(Cuentas con Movimientos)

(Cifras en pesos y centavos)

Fecha y 30/ene/2023

hora de Impresión 11:34 a.m.

Objeto del Gasto	Presupuesto Vigente	Ene	Feb	Mar	Abr	May	Jun	Jul	Ago	Sep	Oct	Nov	Dic	Total	Diferencia (Vigente - Total)
4400 AYUDAS SOCIALES	\$2,240,135.42	\$135,300.00	\$182,900.00	\$207,450.00	\$163,500.00	\$181,589.12	\$153,370.00	\$190,500.00	\$191,169.30	\$194,236.00	\$171,005.00	\$215,866.00	\$253,250.00	\$2,240,135.42	\$0.00
4410 Ayudas sociales a personas	\$2,240,135.42	\$135,300.00	\$182,900.00	\$207,450.00	\$163,500.00	\$181,589.12	\$153,370.00	\$190,500.00	\$191,169.30	\$194,236.00	\$171,005.00	\$215,866.00	\$253,250.00	\$2,240,135.42	\$0.00
4411 Ayudas sociales	\$2,240,135.42	\$135,300.00	\$182,900.00	\$207,450.00	\$163,500.00	\$181,589.12	\$153,370.00	\$190,500.00	\$191,169.30	\$194,236.00	\$171,005.00	\$215,866.00	\$253,250.00	\$2,240,135.42	\$0.00
5000 BIENES MUEBLES, INMUEBLES E IN	\$11,999.00	\$0.00	\$0.00	\$0.00	\$0.00	\$0.00	\$0.00	\$0.00	\$11,999.00	\$0.00	\$0.00	\$0.00	\$0.00	\$11,999.00	\$0.00
5600 MAQUINARIA, OTROS EQUIPOS Y HERRA	\$11,999.00	\$0.00	\$0.00	\$0.00	\$0.00	\$0.00	\$0.00	\$0.00	\$11,999.00	\$0.00	\$0.00	\$0.00	\$0.00	\$11,999.00	\$0.00
5640 Sistemas de aire acondicionado, calefacció	\$11,999.00	\$0.00	\$0.00	\$0.00	\$0.00	\$0.00	\$0.00	\$0.00	\$11,999.00	\$0.00	\$0.00	\$0.00	\$0.00	\$11,999.00	\$0.00
5641 Sistemas de aire acondicionado, calefacció	\$11,999.00	\$0.00	\$0.00	\$0.00	\$0.00	\$0.00	\$0.00	\$0.00	\$11,999.00	\$0.00	\$0.00	\$0.00	\$0.00	\$11,999.00	\$0.00
6000 INVERSIÓN PÚBLICA	\$7,527,225.89	\$0.00	\$0.00	\$269,710.46	\$0.00	\$2,221,754.05	\$882,535.61	\$429,133.08	\$550,865.20	\$826,786.30	\$157,567.66	\$259,337.48	\$1,929,536.05	\$7,527,225.89	\$0.00
6100 OBRA PÚBLICA EN BIENES DE DOMINIO	\$7,263,679.08	\$0.00	\$0.00	\$269,710.46	\$0.00	\$2,221,754.05	\$882,535.61	\$429,133.08	\$287,318.39	\$826,786.30	\$157,567.66	\$259,337.48	\$1,929,536.05	\$7,263,679.08	\$0.00
6110 Edificación habitacional	\$1,565,867.16	\$0.00	\$0.00	\$0.00	\$0.00	\$0.00	\$0.00	\$0.00	\$0.00	\$672,365.08	\$0.00	\$44,116.50	\$849,385.58	\$1,565,867.16	\$0.00
6111 Edificación habitacional	\$1,565,867.16	\$0.00	\$0.00	\$0.00	\$0.00	\$0.00	\$0.00	\$0.00	\$0.00	\$672,365.08	\$0.00	\$44,116.50	\$849,385.58	\$1,565,867.16	\$0.00
6120 Edificación no habitacional	\$1,111,701.19	\$0.00	\$0.00	\$209,305.68	\$0.00	\$0.00	\$113,382.63	\$0.00	\$220,639.30	\$0.00	\$0.00	\$0.00	\$568,373.58	\$1,111,701.19	\$0.00
6121 Edificación no habitacional	\$1,111,701.19	\$0.00	\$0.00	\$209,305.68	\$0.00	\$0.00	\$113,382.63	\$0.00	\$220,639.30	\$0.00	\$0.00	\$0.00	\$568,373.58	\$1,111,701.19	\$0.00
6130 Construcción de obras para el abastecimier	\$425,390.75	\$0.00	\$0.00	\$0.00	\$0.00	\$0.00	\$0.00	\$0.00	\$0.00	\$0.00	\$0.00	\$0.00	\$425,390.75	\$425,390.75	\$0.00
6131 Construcción de obras para el abastecimier	\$425,390.75	\$0.00	\$0.00	\$0.00	\$0.00	\$0.00	\$0.00	\$0.00	\$0.00	\$0.00	\$0.00	\$0.00	\$425,390.75	\$425,390.75	\$0.00
6140 División de terrenos y construcción de obra:	\$839,942.03	\$0.00	\$0.00	\$60,404.78	\$0.00	\$366,991.15	\$0.00	\$141,595.17	\$30,143.57	\$154,421.22	\$0.00	\$0.00	\$86,386.14	\$839,942.03	\$0.00
6141 División de terrenos y construcción de obra:	\$839,942.03	\$0.00	\$0.00	\$60,404.78	\$0.00	\$366,991.15	\$0.00	\$141,595.17	\$30,143.57	\$154,421.22	\$0.00	\$0.00	\$86,386.14	\$839,942.03	\$0.00
6150 Construcción de vías de comunicación	\$3,320,777.95	\$0.00	\$0.00	\$0.00	\$0.00	\$1,854,762.90	\$769,152.98	\$287,537.91	\$36,535.52	\$0.00	\$157,567.66	\$215,220.98	\$0.00	\$3,320,777.95	\$0.00
6151 Construcción de vías de comunicación	\$3,320,777.95	\$0.00	\$0.00	\$0.00	\$0.00	\$1,854,762.90	\$769,152.98	\$287,537.91	\$36,535.52	\$0.00	\$157,567.66	\$215,220.98	\$0.00	\$3,320,777.95	\$0.00
6200 OBRA PÚBLICA EN BIENES PROPIOS	\$263,546.81	\$0.00	\$0.00	\$0.00	\$0.00	\$0.00	\$0.00	\$0.00	\$263,546.81	\$0.00	\$0.00	\$0.00	\$0.00	\$263,546.81	\$0.00
6220 Edificación no habitacional	\$263,546.81	\$0.00	\$0.00	\$0.00	\$0.00	\$0.00	\$0.00	\$0.00	\$263,546.81	\$0.00	\$0.00	\$0.00	\$0.00	\$263,546.81	\$0.00
6221 Edificación no habitacional	\$263,546.81	\$0.00	\$0.00	\$0.00	\$0.00	\$0.00	\$0.00	\$0.00	\$263,546.81	\$0.00	\$0.00	\$0.00	\$0.00	\$263,546.81	\$0.00
8000 PARTICIPACIONES Y APORTACIONE	\$1,007,761.64	\$0.00	\$0.00	\$0.00	\$0.00	\$0.00	\$0.00	\$0.00	\$0.00	\$1,007,761.64	\$0.00	\$0.00	\$0.00	\$1,007,761.64	\$0.00
8500 CONVENIOS	\$1,007,761.64	\$0.00	\$0.00	\$0.00	\$0.00	\$0.00	\$0.00	\$0.00	\$0.00	\$1,007,761.64	\$0.00	\$0.00	\$0.00	\$1,007,761.64	\$0.00
8510 Convenios de reasignación	\$1,007,761.64	\$0.00	\$0.00	\$0.00	\$0.00	\$0.00	\$0.00	\$0.00	\$0.00	\$1,007,761.64	\$0.00	\$0.00	\$0.00	\$1,007,761.64	\$0.00
9000 DEUDA PÚBLICA	\$133,062.75	\$133,062.75	\$0.00	\$0.00	\$0.00	\$0.00	\$0.00	\$0.00	\$0.00	\$0.00	\$0.00	\$0.00	\$0.00	\$133,062.75	\$0.00
9900 ADEUDOS DE EJERCICIOS FISCALES AN	\$133,062.75	\$133,062.75	\$0.00	\$0.00	\$0.00	\$0.00	\$0.00	\$0.00	\$0.00	\$0.00	\$0.00	\$0.00	\$0.00	\$133,062.75	\$0.00
9910 ADEFAS	\$133,062.75	\$133,062.75	\$0.00	\$0.00	\$0.00	\$0.00	\$0.00	\$0.00	\$0.00	\$0.00	\$0.00	\$0.00	\$0.00	\$133,062.75	\$0.00
9911 ADEFAS	\$133,062.75	\$133,062.75	\$0.00	\$0.00	\$0.00	\$0.00	\$0.00	\$0.00	\$0.00	\$0.00	\$0.00	\$0.00	\$0.00	\$133,062.75	\$0.00
Total	\$23,260,057.61	\$897,495.63	\$1,186,075.36	\$1,278,955.21	\$1,047,296.47	\$3,385,320.43	\$2,056,490.92	\$1,571,535.88	\$1,785,771.93	\$3,366,645.97	\$1,320,134.18	\$1,554,468.30	\$3,809,867.34	\$23,260,057.62	-\$0.01



Usr: supervisor
 Rep: rptAnálisis Presupuestal Egresos

MUNICIPIO DE MAMA

Estado de Yucatán

Analítico Mensual de Egresos Pagados por Capítulo del Gasto al 31/dic/2022

(Cuentas con Movimientos)

(Cifras en pesos y centavos)

Fecha y 30/ene/2023

hora de Impresión 11:34 a.m.

Objeto del Gasto	Presupuesto Vigente	Ene	Feb	Mar	Abr	May	Jun	Jul	Ago	Sep	Oct	Nov	Dic	Total	Diferencia (Vigente - Total)
------------------	---------------------	-----	-----	-----	-----	-----	-----	-----	-----	-----	-----	-----	-----	-------	------------------------------

C. MARIA INES PACHECO POOT
 PRESIDENTA MUNICIPAL

C.MANUEL JESUS COOT MAAY
 TESORERO MUNICIPAL

C.LAURO GERMAN CANCHÉ MARIN
 SINDICO MUNICIPAL

LIC. FATIMA DEL ROSARIO ARCE RAVELL
 SECRETARIA MUNICIPAL