

Usr: supervisor
 Rep: rptAnálisis Mensual de Egresos

MUNICIPIO DE MAMA

Estado de Yucatán

Análítico Mensual de Egresos Pagados por Capítulo del Gasto al 30/sep/2023


(Cuentas con Movimientos)

(Cifras en pesos y centavos)

Fecha y 08/nov/2023

hora de Impresión 12:23 p.m.

Objeto del Gasto	Presupuesto Vigente	Ene	Feb	Mar	Abr	May	Jun	Jul	Ago	Sep	Oct	Nov	Dic	Total	Diferencia (Vigente - Total)
1000 SERVICIOS PERSONALES	\$6,041,767.00	\$419,187.10	\$473,106.53	\$483,007.48	\$475,693.46	\$479,456.30	\$496,075.72	\$488,347.86	\$482,347.86	\$482,347.86	\$0.00	\$0.00	\$0.00	\$4,279,570.17	\$1,762,196.83
1100 REMUNERACIONES AL PERSONAL DE C.	\$5,735,967.00	\$419,187.10	\$473,106.53	\$474,073.38	\$475,693.46	\$479,456.30	\$496,075.72	\$488,347.86	\$482,347.86	\$482,347.86	\$0.00	\$0.00	\$0.00	\$4,270,636.07	\$1,465,330.93
1110 Dietas	\$1,300,204.00	\$102,203.98	\$109,875.26	\$109,875.26	\$109,875.26	\$109,875.26	\$109,875.26	\$109,875.26	\$109,875.26	\$109,875.26	\$0.00	\$0.00	\$0.00	\$981,206.06	\$318,997.94
1111 Dietas	\$1,300,204.00	\$102,203.98	\$109,875.26	\$109,875.26	\$109,875.26	\$109,875.26	\$109,875.26	\$109,875.26	\$109,875.26	\$109,875.26	\$0.00	\$0.00	\$0.00	\$981,206.06	\$318,997.94
1130 Sueldos base al personal permanente	\$4,435,763.00	\$316,983.12	\$363,231.27	\$364,198.12	\$365,818.20	\$369,581.04	\$386,200.46	\$378,472.60	\$372,472.60	\$372,472.60	\$0.00	\$0.00	\$0.00	\$3,289,430.01	\$1,146,332.99
1131 Sueldos al personal de base	\$4,435,763.00	\$316,983.12	\$363,231.27	\$364,198.12	\$365,818.20	\$369,581.04	\$386,200.46	\$378,472.60	\$372,472.60	\$372,472.60	\$0.00	\$0.00	\$0.00	\$3,289,430.01	\$1,146,332.99
1300 REMUNERACIONES ADICIONALES Y ESP	\$290,800.00	\$0.00	\$0.00	\$8,934.10	\$0.00	\$0.00	\$0.00	\$0.00	\$0.00	\$0.00	\$0.00	\$0.00	\$0.00	\$8,934.10	\$281,865.90
1310 Primas por años de servicios efectivos pres	\$5,104.88	\$0.00	\$0.00	\$2,555.35	\$0.00	\$0.00	\$0.00	\$0.00	\$0.00	\$0.00	\$0.00	\$0.00	\$0.00	\$2,555.35	\$2,549.53
1312 Pago de prima de antigüedad	\$5,104.88	\$0.00	\$0.00	\$2,555.35	\$0.00	\$0.00	\$0.00	\$0.00	\$0.00	\$0.00	\$0.00	\$0.00	\$0.00	\$2,555.35	\$2,549.53
1320 Primas de vacaciones, dominical y gratificar	\$285,695.12	\$0.00	\$0.00	\$6,378.75	\$0.00	\$0.00	\$0.00	\$0.00	\$0.00	\$0.00	\$0.00	\$0.00	\$0.00	\$6,378.75	\$279,316.37
1321 Prima vacacional y dominical	\$4,895.12	\$0.00	\$0.00	\$4,895.12	\$0.00	\$0.00	\$0.00	\$0.00	\$0.00	\$0.00	\$0.00	\$0.00	\$0.00	\$4,895.12	\$0.00
1322 Gratificación de fin de año	\$280,800.00	\$0.00	\$0.00	\$1,483.63	\$0.00	\$0.00	\$0.00	\$0.00	\$0.00	\$0.00	\$0.00	\$0.00	\$0.00	\$1,483.63	\$279,316.37
1500 OTRAS PRESTACIONES SOCIALES Y ECC	\$15,000.00	\$0.00	\$0.00	\$0.00	\$0.00	\$0.00	\$0.00	\$0.00	\$0.00	\$0.00	\$0.00	\$0.00	\$0.00	\$0.00	\$15,000.00
1520 Indemnizaciones	\$15,000.00	\$0.00	\$0.00	\$0.00	\$0.00	\$0.00	\$0.00	\$0.00	\$0.00	\$0.00	\$0.00	\$0.00	\$0.00	\$0.00	\$15,000.00
1521 Liquidaciones por Indemnizaciones y por St	\$15,000.00	\$0.00	\$0.00	\$0.00	\$0.00	\$0.00	\$0.00	\$0.00	\$0.00	\$0.00	\$0.00	\$0.00	\$0.00	\$0.00	\$15,000.00
2000 MATERIALES Y SUMINISTROS	\$3,792,528.33	\$35,693.75	\$201,428.68	\$211,558.92	\$224,490.13	\$241,230.51	\$227,126.56	\$210,239.89	\$199,629.35	\$339,149.24	\$0.00	\$0.00	\$0.00	\$1,890,547.03	\$1,901,981.30
2100 MATERIALES DE ADMINISTRACIÓN, EMIS	\$183,608.00	\$1,594.99	\$2,545.00	\$5,694.57	\$418.00	\$4,117.75	\$2,121.00	\$1,174.02	\$1,063.73	\$8,861.25	\$0.00	\$0.00	\$0.00	\$27,590.31	\$156,017.69
2110 Materiales, útiles y equipos menores de ofic	\$63,608.00	\$621.00	\$2,065.00	\$3,712.00	\$418.00	\$4,117.75	\$1,325.00	\$0.00	\$465.91	\$4,612.30	\$0.00	\$0.00	\$0.00	\$17,336.96	\$46,271.04
2111 Materiales, útiles y equipos menores de ofic	\$63,608.00	\$621.00	\$2,065.00	\$3,712.00	\$418.00	\$4,117.75	\$1,325.00	\$0.00	\$465.91	\$4,612.30	\$0.00	\$0.00	\$0.00	\$17,336.96	\$46,271.04
2140 Materiales, útiles y equipos menores de teci	\$15,000.00	\$0.00	\$480.00	\$0.00	\$0.00	\$0.00	\$796.00	\$0.00	\$0.00	\$0.00	\$0.00	\$0.00	\$0.00	\$1,276.00	\$13,724.00
2141 Materiales, útiles y equipos menores de teci	\$15,000.00	\$0.00	\$480.00	\$0.00	\$0.00	\$0.00	\$796.00	\$0.00	\$0.00	\$0.00	\$0.00	\$0.00	\$0.00	\$1,276.00	\$13,724.00
2160 Material de limpieza	\$105,000.00	\$973.99	\$0.00	\$1,982.57	\$0.00	\$0.00	\$0.00	\$1,174.02	\$597.82	\$4,248.95	\$0.00	\$0.00	\$0.00	\$8,977.35	\$96,022.65
2161 Material de limpieza	\$105,000.00	\$973.99	\$0.00	\$1,982.57	\$0.00	\$0.00	\$0.00	\$1,174.02	\$597.82	\$4,248.95	\$0.00	\$0.00	\$0.00	\$8,977.35	\$96,022.65
2200 ALIMENTOS Y UTENSILIOS	\$367,591.52	\$12,134.29	\$9,240.51	\$12,774.58	\$22,812.06	\$14,327.61	\$14,227.03	\$12,990.00	\$16,019.34	\$9,549.49	\$0.00	\$0.00	\$0.00	\$124,074.91	\$243,516.61
2210 Productos alimenticios para personas	\$352,591.52	\$12,029.29	\$9,240.51	\$12,774.58	\$22,005.56	\$14,327.61	\$14,227.03	\$12,990.00	\$16,019.34	\$9,549.49	\$0.00	\$0.00	\$0.00	\$123,163.41	\$229,428.11
2211 Productos alimenticios para personas	\$352,591.52	\$12,029.29	\$9,240.51	\$12,774.58	\$22,005.56	\$14,327.61	\$14,227.03	\$12,990.00	\$16,019.34	\$9,549.49	\$0.00	\$0.00	\$0.00	\$123,163.41	\$229,428.11
2230 Utensilios para el servicio de alimentación	\$15,000.00	\$105.00	\$0.00	\$0.00	\$806.50	\$0.00	\$0.00	\$0.00	\$0.00	\$0.00	\$0.00	\$0.00	\$0.00	\$911.50	\$14,088.50
2231 Utensilios para el servicio de alimentación	\$15,000.00	\$105.00	\$0.00	\$0.00	\$806.50	\$0.00	\$0.00	\$0.00	\$0.00	\$0.00	\$0.00	\$0.00	\$0.00	\$911.50	\$14,088.50
2400 MATERIALES Y ARTÍCULOS DE CONSTR	\$734,156.34	\$0.00	\$21,924.70	\$49,362.37	\$32,471.62	\$73,717.64	\$10,825.49	\$27,773.87	\$24,523.08	\$1,588.00	\$0.00	\$0.00	\$0.00	\$242,186.77	\$491,969.57
2410 Productos minerales no metálicos	\$13,028.13	\$0.00	\$0.00	\$0.00	\$0.00	\$13,028.13	\$0.00	\$0.00	\$0.00	\$0.00	\$0.00	\$0.00	\$0.00	\$13,028.13	\$0.00
2411 Productos minerales no metálicos	\$13,028.13	\$0.00	\$0.00	\$0.00	\$0.00	\$13,028.13	\$0.00	\$0.00	\$0.00	\$0.00	\$0.00	\$0.00	\$0.00	\$13,028.13	\$0.00
2420 Cemento y productos de concreto	\$20,000.00	\$0.00	\$0.00	\$0.00	\$0.00	\$10,269.84	\$0.00	\$0.00	\$0.00	\$0.00	\$0.00	\$0.00	\$0.00	\$10,269.84	\$9,730.16
2421 Cemento y productos de concreto	\$20,000.00	\$0.00	\$0.00	\$0.00	\$0.00	\$10,269.84	\$0.00	\$0.00	\$0.00	\$0.00	\$0.00	\$0.00	\$0.00	\$10,269.84	\$9,730.16
2430 Cal, yeso y productos de yeso	\$10,000.00	\$0.00	\$0.00	\$0.00	\$0.00	\$1,274.90	\$0.00	\$0.00	\$0.00	\$0.00	\$0.00	\$0.00	\$0.00	\$1,274.90	\$8,725.10
2431 Cal, yeso y productos de yeso	\$10,000.00	\$0.00	\$0.00	\$0.00	\$0.00	\$1,274.90	\$0.00	\$0.00	\$0.00	\$0.00	\$0.00	\$0.00	\$0.00	\$1,274.90	\$8,725.10
2460 Material eléctrico y electrónico	\$549,156.34	\$0.00	\$9,573.98	\$44,216.46	\$26,737.22	\$47,514.82	\$10,736.19	\$27,374.85	\$21,963.08	\$1,450.00	\$0.00	\$0.00	\$0.00	\$189,566.60	\$359,589.74
2461 Material eléctrico y electrónico	\$549,156.34	\$0.00	\$9,573.98	\$44,216.46	\$26,737.22	\$47,514.82	\$10,736.19	\$27,374.85	\$21,963.08	\$1,450.00	\$0.00	\$0.00	\$0.00	\$189,566.60	\$359,589.74
2470 Artículos metálicos para la construcción	\$46,971.87	\$0.00	\$0.00	\$0.00	\$0.00	\$1,629.95	\$0.00	\$0.00	\$0.00	\$0.00	\$0.00	\$0.00	\$0.00	\$1,629.95	\$45,341.92
2471 Artículos metálicos para la construcción	\$46,971.87	\$0.00	\$0.00	\$0.00	\$0.00	\$1,629.95	\$0.00	\$0.00	\$0.00	\$0.00	\$0.00	\$0.00	\$0.00	\$1,629.95	\$45,341.92
2490 Otros materiales y artículos de construcción	\$95,000.00	\$0.00	\$12,350.72	\$5,145.91	\$5,734.40	\$0.00	\$89.30	\$399.02	\$2,560.00	\$138.00	\$0.00	\$0.00	\$0.00	\$26,417.35	\$68,582.65




Usr: supervisor
 Rep: rptAnálisis Mensual de Egresos

MUNICIPIO DE MAMA
Estado de Yucatán
Análítico Mensual de Egresos Pagados por Capítulo del Gasto al 30/sep/2023
(Cuentas con Movimientos)
 (Cifras en pesos y centavos)

Fecha y hora de Impresión | 08/nov/2023
 12:23 p.m.

Objeto del Gasto	Presupuesto Vigente	Ene	Feb	Mar	Abr	May	Jun	Jul	Ago	Sep	Oct	Nov	Dic	Total	Diferencia (Vigente - Total)
2491 Otros materiales y artículos de construcción	\$95,000.00	\$0.00	\$12,350.72	\$5,145.91	\$5,734.40	\$0.00	\$89.30	\$399.02	\$2,560.00	\$138.00	\$0.00	\$0.00	\$0.00	\$26,417.35	\$68,582.65
2500 PRODUCTOS QUÍMICOS, FARMACÉUTIC	\$140,000.00	\$8,875.58	\$5,506.45	\$3,625.77	\$1,184.00	\$9,671.64	\$10,799.40	\$11,210.50	\$4,298.50	\$26,916.94	\$0.00	\$0.00	\$0.00	\$82,088.78	\$57,911.22
2520 Fertilizantes, pesticidas y otros agroquímico	\$60,000.00	\$3,613.82	\$0.00	\$0.00	\$0.00	\$0.00	\$10,799.40	\$6,912.00	\$0.00	\$16,324.80	\$0.00	\$0.00	\$0.00	\$37,650.02	\$22,349.98
2521 Fertilizantes, pesticidas y otros agroquímico	\$60,000.00	\$3,613.82	\$0.00	\$0.00	\$0.00	\$0.00	\$10,799.40	\$6,912.00	\$0.00	\$16,324.80	\$0.00	\$0.00	\$0.00	\$37,650.02	\$22,349.98
2530 Medicinas y productos farmacéuticos	\$30,000.00	\$0.00	\$846.04	\$518.83	\$1,184.00	\$0.00	\$0.00	\$0.00	\$0.00	\$920.50	\$0.00	\$0.00	\$0.00	\$3,469.37	\$26,530.63
2531 Medicinas y productos farmacéuticos	\$30,000.00	\$0.00	\$846.04	\$518.83	\$1,184.00	\$0.00	\$0.00	\$0.00	\$0.00	\$920.50	\$0.00	\$0.00	\$0.00	\$3,469.37	\$26,530.63
2590 Otros productos químicos	\$50,000.00	\$5,261.76	\$4,660.41	\$3,106.94	\$0.00	\$9,671.64	\$0.00	\$4,298.50	\$4,298.50	\$9,671.64	\$0.00	\$0.00	\$0.00	\$40,969.39	\$9,030.61
2591 Otros productos químicos	\$50,000.00	\$5,261.76	\$4,660.41	\$3,106.94	\$0.00	\$9,671.64	\$0.00	\$4,298.50	\$4,298.50	\$9,671.64	\$0.00	\$0.00	\$0.00	\$40,969.39	\$9,030.61
2600 COMBUSTIBLES, LUBRICANTES Y ADITIV	\$1,837,216.57	\$0.00	\$154,660.69	\$125,736.63	\$142,770.19	\$125,760.93	\$160,944.46	\$143,148.30	\$145,319.87	\$251,221.63	\$0.00	\$0.00	\$0.00	\$1,249,562.70	\$587,653.87
2610 Combustibles, lubricantes y aditivos	\$1,837,216.57	\$0.00	\$154,660.69	\$125,736.63	\$142,770.19	\$125,760.93	\$160,944.46	\$143,148.30	\$145,319.87	\$251,221.63	\$0.00	\$0.00	\$0.00	\$1,249,562.70	\$587,653.87
2611 Combustible	\$1,807,649.82	\$0.00	\$154,660.69	\$123,683.78	\$139,650.25	\$120,436.53	\$155,506.93	\$141,280.70	\$137,687.50	\$247,089.57	\$0.00	\$0.00	\$0.00	\$1,219,995.95	\$587,653.87
2612 Lubricantes y aditivos	\$29,566.75	\$0.00	\$0.00	\$2,052.85	\$3,119.94	\$5,324.40	\$5,437.53	\$1,867.60	\$7,632.37	\$4,132.06	\$0.00	\$0.00	\$0.00	\$29,566.75	\$0.00
2700 VESTUARIO, BLANCOS, PRENDAS DE PR	\$195,000.00	\$4,882.38	\$3,573.64	\$133.40	\$0.00	\$5,428.80	\$6,930.03	\$4,570.40	\$0.00	\$1,848.00	\$0.00	\$0.00	\$0.00	\$27,366.65	\$167,633.35
2710 Vestuario y uniformes	\$125,000.00	\$0.00	\$0.00	\$133.40	\$0.00	\$5,428.80	\$1,810.05	\$2,714.40	\$0.00	\$0.00	\$0.00	\$0.00	\$0.00	\$10,086.65	\$114,913.35
2711 Vestuario y uniformes	\$125,000.00	\$0.00	\$0.00	\$133.40	\$0.00	\$5,428.80	\$1,810.05	\$2,714.40	\$0.00	\$0.00	\$0.00	\$0.00	\$0.00	\$10,086.65	\$114,913.35
2720 Prendas de seguridad y protección persona	\$50,000.00	\$4,882.38	\$0.00	\$0.00	\$0.00	\$0.00	\$0.00	\$0.00	\$0.00	\$0.00	\$0.00	\$0.00	\$0.00	\$4,882.38	\$45,117.62
2721 Prendas de seguridad y protección persona	\$50,000.00	\$4,882.38	\$0.00	\$0.00	\$0.00	\$0.00	\$0.00	\$0.00	\$0.00	\$0.00	\$0.00	\$0.00	\$0.00	\$4,882.38	\$45,117.62
2730 Artículos deportivos	\$20,000.00	\$0.00	\$3,573.64	\$0.00	\$0.00	\$0.00	\$5,119.98	\$1,856.00	\$0.00	\$1,848.00	\$0.00	\$0.00	\$0.00	\$12,397.62	\$7,602.38
2731 Artículos deportivos	\$20,000.00	\$0.00	\$3,573.64	\$0.00	\$0.00	\$0.00	\$5,119.98	\$1,856.00	\$0.00	\$1,848.00	\$0.00	\$0.00	\$0.00	\$12,397.62	\$7,602.38
2800 MATERIALES Y SUMINISTROS PARA SEG	\$25,000.00	\$0.00	\$0.00	\$0.00	\$0.00	\$0.00	\$0.00	\$0.00	\$0.00	\$0.00	\$0.00	\$0.00	\$0.00	\$0.00	\$25,000.00
2820 Materiales de seguridad pública	\$15,000.00	\$0.00	\$0.00	\$0.00	\$0.00	\$0.00	\$0.00	\$0.00	\$0.00	\$0.00	\$0.00	\$0.00	\$0.00	\$0.00	\$15,000.00
2821 Materiales de seguridad pública	\$15,000.00	\$0.00	\$0.00	\$0.00	\$0.00	\$0.00	\$0.00	\$0.00	\$0.00	\$0.00	\$0.00	\$0.00	\$0.00	\$0.00	\$15,000.00
2830 Prendas de protección para seguridad públi	\$10,000.00	\$0.00	\$0.00	\$0.00	\$0.00	\$0.00	\$0.00	\$0.00	\$0.00	\$0.00	\$0.00	\$0.00	\$0.00	\$0.00	\$10,000.00
2831 Prendas de protección para seguridad públi	\$10,000.00	\$0.00	\$0.00	\$0.00	\$0.00	\$0.00	\$0.00	\$0.00	\$0.00	\$0.00	\$0.00	\$0.00	\$0.00	\$0.00	\$10,000.00
2900 HERRAMIENTAS, REFACCIONES Y ACCE	\$309,955.90	\$8,206.51	\$3,977.69	\$14,231.60	\$24,834.26	\$8,206.14	\$21,279.15	\$9,372.80	\$8,404.83	\$39,163.93	\$0.00	\$0.00	\$0.00	\$137,676.91	\$172,278.99
2910 Herramientas menores	\$30,000.00	\$446.50	\$935.59	\$884.06	\$0.00	\$2,108.08	\$0.00	\$0.00	\$0.00	\$0.00	\$0.00	\$0.00	\$0.00	\$4,374.23	\$25,625.77
2911 Herramientas menores	\$30,000.00	\$446.50	\$935.59	\$884.06	\$0.00	\$2,108.08	\$0.00	\$0.00	\$0.00	\$0.00	\$0.00	\$0.00	\$0.00	\$4,374.23	\$25,625.77
2930 Refacciones y accesorios menores de mobi	\$17,879.10	\$0.00	\$2,897.10	\$1,949.00	\$4,890.00	\$0.00	\$8,143.00	\$0.00	\$0.00	\$0.00	\$0.00	\$0.00	\$0.00	\$17,879.10	\$0.00
2931 Refacciones y accesorios menores de mobi	\$17,879.10	\$0.00	\$2,897.10	\$1,949.00	\$4,890.00	\$0.00	\$8,143.00	\$0.00	\$0.00	\$0.00	\$0.00	\$0.00	\$0.00	\$17,879.10	\$0.00
2960 Refacciones y accesorios menores de equip	\$242,076.80	\$7,760.01	\$145.00	\$11,398.54	\$19,944.26	\$4,543.20	\$13,136.15	\$9,372.80	\$7,954.82	\$39,163.93	\$0.00	\$0.00	\$0.00	\$113,418.71	\$128,658.09
2961 Refacciones y accesorios menores de equip	\$242,076.80	\$7,760.01	\$145.00	\$11,398.54	\$19,944.26	\$4,543.20	\$13,136.15	\$9,372.80	\$7,954.82	\$39,163.93	\$0.00	\$0.00	\$0.00	\$113,418.71	\$128,658.09
2980 Refacciones y accesorios menores de maq	\$20,000.00	\$0.00	\$0.00	\$0.00	\$0.00	\$1,554.86	\$0.00	\$0.00	\$450.01	\$0.00	\$0.00	\$0.00	\$0.00	\$2,004.87	\$17,995.13
2981 Refacciones y accesorios menores de maq	\$20,000.00	\$0.00	\$0.00	\$0.00	\$0.00	\$1,554.86	\$0.00	\$0.00	\$450.01	\$0.00	\$0.00	\$0.00	\$0.00	\$2,004.87	\$17,995.13
3000 SERVICIOS GENERALES	\$6,249,312.74	\$294,748.41	\$367,195.98	\$317,027.94	\$309,479.07	\$500,229.13	\$281,679.86	\$407,326.71	\$841,099.97	\$428,501.55	\$0.00	\$0.00	\$0.00	\$3,747,288.62	\$2,502,024.12
3100 SERVICIOS BÁSICOS	\$2,871,284.00	\$122,250.00	\$93,711.00	\$192,828.00	\$148,250.00	\$117,823.00	\$165,622.00	\$134,780.00	\$159,031.00	\$166,201.00	\$0.00	\$0.00	\$0.00	\$1,300,496.00	\$1,570,788.00
3110 Energía eléctrica	\$2,821,284.00	\$122,250.00	\$92,899.00	\$163,128.00	\$148,250.00	\$117,417.00	\$165,216.00	\$134,374.00	\$158,625.00	\$165,795.00	\$0.00	\$0.00	\$0.00	\$1,267,954.00	\$1,553,330.00
3111 Energía eléctrica	\$2,821,284.00	\$122,250.00	\$92,899.00	\$163,128.00	\$148,250.00	\$117,417.00	\$165,216.00	\$134,374.00	\$158,625.00	\$165,795.00	\$0.00	\$0.00	\$0.00	\$1,267,954.00	\$1,553,330.00
3170 Servicios de acceso de Internet, redes y prc	\$50,000.00	\$0.00	\$812.00	\$29,700.00	\$0.00	\$406.00	\$406.00	\$406.00	\$406.00	\$406.00	\$0.00	\$0.00	\$0.00	\$32,542.00	\$17,458.00
3171 Servicios de acceso de Internet, redes y prc	\$50,000.00	\$0.00	\$812.00	\$29,700.00	\$0.00	\$406.00	\$406.00	\$406.00	\$406.00	\$406.00	\$0.00	\$0.00	\$0.00	\$32,542.00	\$17,458.00
3200 SERVICIOS DE ARRENDAMIENTO	\$58,408.00	\$0.00	\$0.00	\$33,408.00	\$0.00	\$0.00	\$0.00	\$0.00	\$0.00	\$0.00	\$0.00	\$0.00	\$0.00	\$33,408.00	\$25,000.00



Usr: supervisor
 Rep: rptAnálisis Mensual de Egresos

MUNICIPIO DE MAMA

Estado de Yucatán

Analítico Mensual de Egresos Pagados por Capítulo del Gasto al 30/sep/2023


(Cuentas con Movimientos)

(Cifras en pesos y centavos)

Fecha y 08/nov/2023

hora de Impresión 12:23 p.m.

Objeto del Gasto		Presupuesto Vigente	Ene	Feb	Mar	Abr	May	Jun	Jul	Ago	Sep	Oct	Nov	Dic	Total	Diferencia (Vigente - Total)
3250	Arrendamiento de equipo de transporte	\$25,000.00	\$0.00	\$0.00	\$0.00	\$0.00	\$0.00	\$0.00	\$0.00	\$0.00	\$0.00	\$0.00	\$0.00	\$0.00	\$0.00	\$25,000.00
3251	Arrendamiento de equipo de transporte	\$25,000.00	\$0.00	\$0.00	\$0.00	\$0.00	\$0.00	\$0.00	\$0.00	\$0.00	\$0.00	\$0.00	\$0.00	\$0.00	\$0.00	\$25,000.00
3260	Arrendamiento de maquinaria, otros equipo:	\$33,408.00	\$0.00	\$0.00	\$33,408.00	\$0.00	\$0.00	\$0.00	\$0.00	\$0.00	\$0.00	\$0.00	\$0.00	\$0.00	\$33,408.00	\$0.00
3261	Arrendamiento de maquinaria, otros equipo:	\$33,408.00	\$0.00	\$0.00	\$33,408.00	\$0.00	\$0.00	\$0.00	\$0.00	\$0.00	\$0.00	\$0.00	\$0.00	\$0.00	\$33,408.00	\$0.00
3300	SERVICIOS PROFESIONALES, CIENTÍFIC	\$995,592.00	\$43,500.01	\$45,500.02	\$68,041.14	\$45,500.02	\$45,500.02	\$45,500.02	\$59,500.02	\$96,540.02	\$45,500.02	\$0.00	\$0.00	\$0.00	\$495,081.29	\$500,510.71
3310	Servicios legales, de contabilidad, auditoría	\$700,000.00	\$43,500.01	\$45,500.02	\$45,500.02	\$45,500.02	\$45,500.02	\$45,500.02	\$45,500.02	\$96,540.02	\$45,500.02	\$0.00	\$0.00	\$0.00	\$458,540.17	\$241,459.83
3311	Servicios legales, de contabilidad, auditoría	\$700,000.00	\$43,500.01	\$45,500.02	\$45,500.02	\$45,500.02	\$45,500.02	\$45,500.02	\$45,500.02	\$96,540.02	\$45,500.02	\$0.00	\$0.00	\$0.00	\$458,540.17	\$241,459.83
3320	Servicios de diseño, arquitectura, ingeniería	\$191,592.00	\$0.00	\$0.00	\$0.00	\$0.00	\$0.00	\$0.00	\$0.00	\$0.00	\$0.00	\$0.00	\$0.00	\$0.00	\$0.00	\$191,592.00
3321	Servicios de diseño, arquitectura, ingeniería	\$191,592.00	\$0.00	\$0.00	\$0.00	\$0.00	\$0.00	\$0.00	\$0.00	\$0.00	\$0.00	\$0.00	\$0.00	\$0.00	\$0.00	\$191,592.00
3330	Servicios de consultoría administrativa, proc	\$14,000.00	\$0.00	\$0.00	\$0.00	\$0.00	\$0.00	\$0.00	\$14,000.00	\$0.00	\$0.00	\$0.00	\$0.00	\$0.00	\$14,000.00	\$0.00
3332	Servicios de mantenimiento de aplicaciones	\$14,000.00	\$0.00	\$0.00	\$0.00	\$0.00	\$0.00	\$0.00	\$14,000.00	\$0.00	\$0.00	\$0.00	\$0.00	\$0.00	\$14,000.00	\$0.00
3350	Servicios de investigación científica y desar	\$10,000.00	\$0.00	\$0.00	\$0.00	\$0.00	\$0.00	\$0.00	\$0.00	\$0.00	\$0.00	\$0.00	\$0.00	\$0.00	\$0.00	\$10,000.00
3351	Servicios de investigación científica y desar	\$10,000.00	\$0.00	\$0.00	\$0.00	\$0.00	\$0.00	\$0.00	\$0.00	\$0.00	\$0.00	\$0.00	\$0.00	\$0.00	\$0.00	\$10,000.00
3360	Servicios de apoyo administrativo, fotocopia	\$80,000.00	\$0.00	\$0.00	\$22,541.12	\$0.00	\$0.00	\$0.00	\$0.00	\$0.00	\$0.00	\$0.00	\$0.00	\$0.00	\$22,541.12	\$57,458.88
3361	Servicios de apoyo administrativo, traducció	\$80,000.00	\$0.00	\$0.00	\$22,541.12	\$0.00	\$0.00	\$0.00	\$0.00	\$0.00	\$0.00	\$0.00	\$0.00	\$0.00	\$22,541.12	\$57,458.88
3400	SERVICIOS FINANCIEROS, BANCARIOS Y	\$35,059.16	\$1,610.37	\$1,258.48	\$1,339.39	\$1,365.61	\$1,397.85	\$1,395.77	\$8,315.34	\$2,148.23	\$1,470.06	\$0.00	\$0.00	\$0.00	\$20,301.10	\$14,758.06
3410	Servicios financieros y bancarios	\$25,059.16	\$1,610.37	\$1,258.48	\$1,339.39	\$1,365.61	\$1,397.85	\$1,395.77	\$1,415.81	\$2,148.23	\$1,470.06	\$0.00	\$0.00	\$0.00	\$13,401.57	\$11,657.59
3412	Comisiones	\$25,059.16	\$1,610.37	\$1,258.48	\$1,339.39	\$1,365.61	\$1,397.85	\$1,395.77	\$1,415.81	\$2,148.23	\$1,470.06	\$0.00	\$0.00	\$0.00	\$13,401.57	\$11,657.59
3450	Seguro de bienes patrimoniales	\$10,000.00	\$0.00	\$0.00	\$0.00	\$0.00	\$0.00	\$0.00	\$6,899.53	\$0.00	\$0.00	\$0.00	\$0.00	\$0.00	\$6,899.53	\$3,100.47
3451	Seguro de bienes patrimoniales	\$10,000.00	\$0.00	\$0.00	\$0.00	\$0.00	\$0.00	\$0.00	\$6,899.53	\$0.00	\$0.00	\$0.00	\$0.00	\$0.00	\$6,899.53	\$3,100.47
3500	SERVICIOS DE INSTALACIÓN, REPARACI	\$415,987.06	\$2,780.00	\$5,695.60	\$1,682.00	\$8,004.00	\$17,574.00	\$8,108.40	\$46,187.27	\$34,974.00	\$17,231.64	\$0.00	\$0.00	\$0.00	\$142,236.91	\$273,750.15
3510	Conservación y mantenimiento menor de in	\$80,094.07	\$0.00	\$0.00	\$0.00	\$0.00	\$0.00	\$0.00	\$45,120.07	\$34,974.00	\$0.00	\$0.00	\$0.00	\$0.00	\$80,094.07	\$0.00
3511	Conservación y mantenimiento menor de in	\$80,094.07	\$0.00	\$0.00	\$0.00	\$0.00	\$0.00	\$0.00	\$45,120.07	\$34,974.00	\$0.00	\$0.00	\$0.00	\$0.00	\$80,094.07	\$0.00
3520	Instalación, reparación y mantenimiento de	\$1,392.00	\$0.00	\$0.00	\$0.00	\$1,392.00	\$0.00	\$0.00	\$0.00	\$0.00	\$0.00	\$0.00	\$0.00	\$0.00	\$1,392.00	\$0.00
3521	Instalación, reparación y mantenimiento de	\$1,392.00	\$0.00	\$0.00	\$0.00	\$1,392.00	\$0.00	\$0.00	\$0.00	\$0.00	\$0.00	\$0.00	\$0.00	\$0.00	\$1,392.00	\$0.00
3550	Reparación y mantenimiento de equipo de t	\$274,500.99	\$2,780.00	\$5,695.60	\$1,682.00	\$6,612.00	\$17,574.00	\$8,108.40	\$1,067.20	\$0.00	\$17,231.64	\$0.00	\$0.00	\$0.00	\$60,750.84	\$213,750.15
3551	Reparación y mantenimiento de equipo de t	\$274,500.99	\$2,780.00	\$5,695.60	\$1,682.00	\$6,612.00	\$17,574.00	\$8,108.40	\$1,067.20	\$0.00	\$17,231.64	\$0.00	\$0.00	\$0.00	\$60,750.84	\$213,750.15
3570	Instalación, reparación y mantenimiento de	\$30,000.00	\$0.00	\$0.00	\$0.00	\$0.00	\$0.00	\$0.00	\$0.00	\$0.00	\$0.00	\$0.00	\$0.00	\$0.00	\$0.00	\$30,000.00
3571	Instalación, reparación y mantenimiento de	\$30,000.00	\$0.00	\$0.00	\$0.00	\$0.00	\$0.00	\$0.00	\$0.00	\$0.00	\$0.00	\$0.00	\$0.00	\$0.00	\$0.00	\$30,000.00
3580	Servicios de limpieza y manejo de desecho:	\$15,000.00	\$0.00	\$0.00	\$0.00	\$0.00	\$0.00	\$0.00	\$0.00	\$0.00	\$0.00	\$0.00	\$0.00	\$0.00	\$0.00	\$15,000.00
3581	Servicios de limpieza y manejo de desecho:	\$15,000.00	\$0.00	\$0.00	\$0.00	\$0.00	\$0.00	\$0.00	\$0.00	\$0.00	\$0.00	\$0.00	\$0.00	\$0.00	\$0.00	\$15,000.00
3590	Servicios de jardinería y fumigación	\$15,000.00	\$0.00	\$0.00	\$0.00	\$0.00	\$0.00	\$0.00	\$0.00	\$0.00	\$0.00	\$0.00	\$0.00	\$0.00	\$0.00	\$15,000.00
3591	Servicios de jardinería y fumigación	\$15,000.00	\$0.00	\$0.00	\$0.00	\$0.00	\$0.00	\$0.00	\$0.00	\$0.00	\$0.00	\$0.00	\$0.00	\$0.00	\$0.00	\$15,000.00
3600	SERVICIOS DE COMUNICACIÓN SOCIAL	\$105,643.52	\$0.00	\$39,440.00	\$0.00	\$0.00	\$0.00	\$5,475.20	\$0.00	\$58,000.00	\$0.00	\$0.00	\$0.00	\$0.00	\$102,915.20	\$2,728.32
3610	Difusión por radio, televisión y otros medios	\$105,643.52	\$0.00	\$39,440.00	\$0.00	\$0.00	\$0.00	\$5,475.20	\$0.00	\$58,000.00	\$0.00	\$0.00	\$0.00	\$0.00	\$102,915.20	\$2,728.32
3611	Gastos de difusión e información	\$105,643.52	\$0.00	\$39,440.00	\$0.00	\$0.00	\$0.00	\$5,475.20	\$0.00	\$58,000.00	\$0.00	\$0.00	\$0.00	\$0.00	\$102,915.20	\$2,728.32
3700	SERVICIOS DE TRASLADO Y VIÁTICOS	\$10,000.00	\$0.00	\$0.00	\$0.00	\$0.00	\$0.00	\$0.00	\$0.00	\$0.00	\$0.00	\$0.00	\$0.00	\$0.00	\$0.00	\$10,000.00
3750	Viáticos en el país	\$10,000.00	\$0.00	\$0.00	\$0.00	\$0.00	\$0.00	\$0.00	\$0.00	\$0.00	\$0.00	\$0.00	\$0.00	\$0.00	\$0.00	\$10,000.00
3751	Viáticos en el país	\$10,000.00	\$0.00	\$0.00	\$0.00	\$0.00	\$0.00	\$0.00	\$0.00	\$0.00	\$0.00	\$0.00	\$0.00	\$0.00	\$0.00	\$10,000.00
3800	SERVICIOS OFICIALES	\$1,405,000.00	\$70,897.03	\$160,000.01	\$454.00	\$46,291.80	\$302,373.50	\$31,060.90	\$107,227.74	\$442,412.93	\$170,806.53	\$0.00	\$0.00	\$0.00	\$1,331,524.44	\$73,475.56




Usr: superusuario
 Rep: rptAnálisis Mensual de Egresos

MUNICIPIO DE MAMA
Estado de Yucatán
Análítico Mensual de Egresos Pagados por Capítulo del Gasto al 30/sep/2023
(Cuentas con Movimientos)
 (Cifras en pesos y centavos)

Fecha y hora de Impresión | 08/nov/2023
 12:23 p.m.

Objeto del Gasto		Presupuesto Vigente	Ene	Feb	Mar	Abr	May	Jun	Jul	Ago	Sep	Oct	Nov	Dic	Total	Diferencia (Vigente - Total)
3820	Gastos de orden social y cultural	\$1,395,000.00	\$70,897.03	\$160,000.01	\$454.00	\$46,291.80	\$302,373.50	\$29,972.90	\$107,227.74	\$442,412.93	\$170,806.53	\$0.00	\$0.00	\$0.00	\$1,330,436.44	\$64,563.56
3821	Gastos de orden social y cultural	\$1,395,000.00	\$70,897.03	\$160,000.01	\$454.00	\$46,291.80	\$302,373.50	\$29,972.90	\$107,227.74	\$442,412.93	\$170,806.53	\$0.00	\$0.00	\$0.00	\$1,330,436.44	\$64,563.56
3850	Gastos de representación	\$10,000.00	\$0.00	\$0.00	\$0.00	\$0.00	\$0.00	\$1,088.00	\$0.00	\$0.00	\$0.00	\$0.00	\$0.00	\$0.00	\$1,088.00	\$8,912.00
3851	Gastos de representación	\$10,000.00	\$0.00	\$0.00	\$0.00	\$0.00	\$0.00	\$1,088.00	\$0.00	\$0.00	\$0.00	\$0.00	\$0.00	\$0.00	\$1,088.00	\$8,912.00
3900	OTROS SERVICIOS GENERALES	\$352,339.00	\$53,711.00	\$21,590.87	\$19,275.41	\$60,067.64	\$15,560.76	\$24,517.57	\$51,316.34	\$47,993.79	\$27,292.30	\$0.00	\$0.00	\$0.00	\$321,325.68	\$31,013.32
3910	Servicios funerarios y de cementerios	\$85,000.00	\$0.00	\$8,600.00	\$4,640.00	\$9,600.00	\$0.00	\$9,600.00	\$0.00	\$31,000.00	\$11,500.00	\$0.00	\$0.00	\$0.00	\$74,940.00	\$10,060.00
3911	Servicios funerarios y de cementerios	\$85,000.00	\$0.00	\$8,600.00	\$4,640.00	\$9,600.00	\$0.00	\$9,600.00	\$0.00	\$31,000.00	\$11,500.00	\$0.00	\$0.00	\$0.00	\$74,940.00	\$10,060.00
3920	Impuestos y derechos	\$257,339.00	\$53,711.00	\$12,990.87	\$14,635.41	\$50,467.64	\$14,934.76	\$14,917.57	\$51,097.34	\$16,993.79	\$15,376.30	\$0.00	\$0.00	\$0.00	\$245,124.68	\$12,214.32
3921	Impuestos y derechos	\$257,339.00	\$53,711.00	\$12,990.87	\$14,635.41	\$50,467.64	\$14,934.76	\$14,917.57	\$51,097.34	\$16,993.79	\$15,376.30	\$0.00	\$0.00	\$0.00	\$245,124.68	\$12,214.32
3950	Penas, multas, accesorios y actualizaciones	\$10,000.00	\$0.00	\$0.00	\$0.00	\$0.00	\$626.00	\$0.00	\$219.00	\$0.00	\$416.00	\$0.00	\$0.00	\$0.00	\$1,261.00	\$8,739.00
3952	Recargos y actualizaciones	\$10,000.00	\$0.00	\$0.00	\$0.00	\$0.00	\$626.00	\$0.00	\$219.00	\$0.00	\$416.00	\$0.00	\$0.00	\$0.00	\$1,261.00	\$8,739.00
4000	TRANSFERENCIAS, ASIGNACIONES	\$2,520,563.24	\$166,400.00	\$210,500.01	\$205,100.00	\$196,150.00	\$213,465.00	\$208,050.00	\$197,941.34	\$275,798.27	\$210,750.00	\$0.00	\$0.00	\$0.00	\$1,884,154.62	\$636,408.62
4400	AYUDAS SOCIALES	\$2,520,563.24	\$166,400.00	\$210,500.01	\$205,100.00	\$196,150.00	\$213,465.00	\$208,050.00	\$197,941.34	\$275,798.27	\$210,750.00	\$0.00	\$0.00	\$0.00	\$1,884,154.62	\$636,408.62
4410	Ayudas sociales a personas	\$2,520,563.24	\$166,400.00	\$210,500.01	\$205,100.00	\$196,150.00	\$213,465.00	\$208,050.00	\$197,941.34	\$275,798.27	\$210,750.00	\$0.00	\$0.00	\$0.00	\$1,884,154.62	\$636,408.62
4411	Ayudas sociales	\$2,520,563.24	\$166,400.00	\$210,500.01	\$205,100.00	\$196,150.00	\$213,465.00	\$208,050.00	\$197,941.34	\$275,798.27	\$210,750.00	\$0.00	\$0.00	\$0.00	\$1,884,154.62	\$636,408.62
5000	BIENES MUEBLES, INMUEBLES E IN	\$326,737.85	\$0.00	\$16,238.84	\$0.00	\$0.00	\$0.00	\$10,499.01	\$0.00	\$200,000.00	\$0.00	\$0.00	\$0.00	\$0.00	\$226,737.85	\$100,000.00
5100	MOBILIARIO Y EQUIPO DE ADMINISTRAC	\$50,499.01	\$0.00	\$0.00	\$0.00	\$0.00	\$0.00	\$10,499.01	\$0.00	\$0.00	\$0.00	\$0.00	\$0.00	\$0.00	\$10,499.01	\$40,000.00
5110	Muebles de oficina y estantería	\$20,000.00	\$0.00	\$0.00	\$0.00	\$0.00	\$0.00	\$0.00	\$0.00	\$0.00	\$0.00	\$0.00	\$0.00	\$0.00	\$0.00	\$20,000.00
5111	Muebles de oficina y estantería	\$20,000.00	\$0.00	\$0.00	\$0.00	\$0.00	\$0.00	\$0.00	\$0.00	\$0.00	\$0.00	\$0.00	\$0.00	\$0.00	\$0.00	\$20,000.00
5150	Equipo de cómputo y de tecnología de la int	\$20,000.00	\$0.00	\$0.00	\$0.00	\$0.00	\$0.00	\$0.00	\$0.00	\$0.00	\$0.00	\$0.00	\$0.00	\$0.00	\$0.00	\$20,000.00
5151	Equipo de cómputo y de tecnologías de la ir	\$20,000.00	\$0.00	\$0.00	\$0.00	\$0.00	\$0.00	\$0.00	\$0.00	\$0.00	\$0.00	\$0.00	\$0.00	\$0.00	\$0.00	\$20,000.00
5190	Otros mobiliarios y equipos de administrac	\$10,499.01	\$0.00	\$0.00	\$0.00	\$0.00	\$0.00	\$10,499.01	\$0.00	\$0.00	\$0.00	\$0.00	\$0.00	\$0.00	\$10,499.01	\$0.00
5191	Otros mobiliarios y equipos de administrac	\$10,499.01	\$0.00	\$0.00	\$0.00	\$0.00	\$0.00	\$10,499.01	\$0.00	\$0.00	\$0.00	\$0.00	\$0.00	\$0.00	\$10,499.01	\$0.00
5200	MOBILIARIO Y EQUIPO EDUCACIONAL Y	\$16,238.84	\$0.00	\$16,238.84	\$0.00	\$0.00	\$0.00	\$0.00	\$0.00	\$0.00	\$0.00	\$0.00	\$0.00	\$0.00	\$16,238.84	\$0.00
5230	Cámaras fotográficas y de video	\$16,238.84	\$0.00	\$16,238.84	\$0.00	\$0.00	\$0.00	\$0.00	\$0.00	\$0.00	\$0.00	\$0.00	\$0.00	\$0.00	\$16,238.84	\$0.00
5231	Cámaras fotográficas y de video	\$16,238.84	\$0.00	\$16,238.84	\$0.00	\$0.00	\$0.00	\$0.00	\$0.00	\$0.00	\$0.00	\$0.00	\$0.00	\$0.00	\$16,238.84	\$0.00
5400	VEHÍCULOS Y EQUIPO DE TRANSPORTE	\$200,000.00	\$0.00	\$0.00	\$0.00	\$0.00	\$0.00	\$0.00	\$0.00	\$200,000.00	\$0.00	\$0.00	\$0.00	\$0.00	\$200,000.00	\$0.00
5410	Vehículos y equipo terrestre	\$200,000.00	\$0.00	\$0.00	\$0.00	\$0.00	\$0.00	\$0.00	\$0.00	\$200,000.00	\$0.00	\$0.00	\$0.00	\$0.00	\$200,000.00	\$0.00
5411	Vehículos y equipo terrestre	\$200,000.00	\$0.00	\$0.00	\$0.00	\$0.00	\$0.00	\$0.00	\$0.00	\$200,000.00	\$0.00	\$0.00	\$0.00	\$0.00	\$200,000.00	\$0.00
5600	MAQUINARIA, OTROS EQUIPOS Y HERRA	\$60,000.00	\$0.00	\$0.00	\$0.00	\$0.00	\$0.00	\$0.00	\$0.00	\$0.00	\$0.00	\$0.00	\$0.00	\$0.00	\$0.00	\$60,000.00
5610	Maquinaria y equipo agropecuario	\$20,000.00	\$0.00	\$0.00	\$0.00	\$0.00	\$0.00	\$0.00	\$0.00	\$0.00	\$0.00	\$0.00	\$0.00	\$0.00	\$0.00	\$20,000.00
5611	Maquinaria y equipo agropecuario	\$20,000.00	\$0.00	\$0.00	\$0.00	\$0.00	\$0.00	\$0.00	\$0.00	\$0.00	\$0.00	\$0.00	\$0.00	\$0.00	\$0.00	\$20,000.00
5620	Maquinaria y equipo industrial	\$20,000.00	\$0.00	\$0.00	\$0.00	\$0.00	\$0.00	\$0.00	\$0.00	\$0.00	\$0.00	\$0.00	\$0.00	\$0.00	\$0.00	\$20,000.00
5621	Maquinaria y equipo industrial	\$20,000.00	\$0.00	\$0.00	\$0.00	\$0.00	\$0.00	\$0.00	\$0.00	\$0.00	\$0.00	\$0.00	\$0.00	\$0.00	\$0.00	\$20,000.00
5640	Sistemas de aire acondicionado, calefacció	\$20,000.00	\$0.00	\$0.00	\$0.00	\$0.00	\$0.00	\$0.00	\$0.00	\$0.00	\$0.00	\$0.00	\$0.00	\$0.00	\$0.00	\$20,000.00
5641	Sistemas de aire acondicionado, calefacció	\$20,000.00	\$0.00	\$0.00	\$0.00	\$0.00	\$0.00	\$0.00	\$0.00	\$0.00	\$0.00	\$0.00	\$0.00	\$0.00	\$0.00	\$20,000.00
6000	INVERSIÓN PÚBLICA	\$9,280,000.00	\$0.00	\$139,107.92	\$138,512.13	\$553,606.89	\$830,616.29	\$78,772.77	\$2,329,109.49	\$478,391.29	\$1,275,856.91	\$0.00	\$0.00	\$0.00	\$5,823,973.69	\$3,456,026.31
6100	OBRA PÚBLICA EN BIENES DE DOMINIO	\$9,280,000.00	\$0.00	\$139,107.92	\$138,512.13	\$553,606.89	\$830,616.29	\$78,772.77	\$2,329,109.49	\$478,391.29	\$1,275,856.91	\$0.00	\$0.00	\$0.00	\$5,823,973.69	\$3,456,026.31
6110	Edificación habitacional	\$4,862,746.70	\$0.00	\$0.00	\$0.00	\$307,579.73	\$461,624.50	\$78,772.77	\$0.00	\$0.00	\$907,290.79	\$0.00	\$0.00	\$0.00	\$1,755,267.79	\$3,107,478.91
6111	Edificación habitacional	\$4,862,746.70	\$0.00	\$0.00	\$0.00	\$307,579.73	\$461,624.50	\$78,772.77	\$0.00	\$0.00	\$907,290.79	\$0.00	\$0.00	\$0.00	\$1,755,267.79	\$3,107,478.91



Usr: supervisor
 Rep: rptAnálisis de Presupuesto Egresos

MUNICIPIO DE MAMA

Estado de Yucatán

Analítico Mensual de Egresos Pagados por Capítulo del Gasto al 30/sep/2023

(Cuentas con Movimientos)

(Cifras en pesos y centavos)

Fecha y 08/nov/2023

hora de Impresión 12:23 p.m.

Objeto del Gasto	Presupuesto Vigente	Ene	Feb	Mar	Abr	May	Jun	Jul	Ago	Sep	Oct	Nov	Dic	Total	Diferencia (Vigente - Total)
6120 Edificación no habitacional	\$2,458,038.84	\$0.00	\$0.00	\$0.00	\$246,027.16	\$368,991.79	\$0.00	\$748,203.58	\$377,702.79	\$368,566.12	\$0.00	\$0.00	\$0.00	\$2,109,491.44	\$348,547.40
6121 Edificación no habitacional	\$2,458,038.84	\$0.00	\$0.00	\$0.00	\$246,027.16	\$368,991.79	\$0.00	\$748,203.58	\$377,702.79	\$368,566.12	\$0.00	\$0.00	\$0.00	\$2,109,491.44	\$348,547.40
6140 División de terrenos y construcción de obra:	\$266,858.87	\$0.00	\$0.00	\$0.00	\$0.00	\$0.00	\$0.00	\$266,858.87	\$0.00	\$0.00	\$0.00	\$0.00	\$0.00	\$266,858.87	\$0.00
6141 División de terrenos y construcción de obra:	\$266,858.87	\$0.00	\$0.00	\$0.00	\$0.00	\$0.00	\$0.00	\$266,858.87	\$0.00	\$0.00	\$0.00	\$0.00	\$0.00	\$266,858.87	\$0.00
6150 Construcción de vías de comunicación	\$1,692,355.59	\$0.00	\$139,107.92	\$138,512.13	\$0.00	\$0.00	\$0.00	\$1,314,047.04	\$100,688.50	\$0.00	\$0.00	\$0.00	\$0.00	\$1,692,355.59	\$0.00
6151 Construcción de vías de comunicación	\$1,692,355.59	\$0.00	\$139,107.92	\$138,512.13	\$0.00	\$0.00	\$0.00	\$1,314,047.04	\$100,688.50	\$0.00	\$0.00	\$0.00	\$0.00	\$1,692,355.59	\$0.00
Total	\$28,210,909.16	\$916,029.26	\$1,407,577.96	\$1,355,206.47	\$1,759,419.55	\$2,264,997.23	\$1,302,203.92	\$3,632,965.29	\$2,477,266.74	\$2,736,605.56	\$0.00	\$0.00	\$0.00	\$17,852,271.98	\$10,358,637.18

 C. MARIA INES PACHECO POOT
 PRESIDENTA MUNICIPAL

 C.MANUEL JESUS COOT MAAY
 TESORERO MUNICIPAL

 C.LAURO GERMAN CANCHÉ MARIN
 SINDICO MUNICIPAL

 LIC. FATIMA DEL ROSARIO ARCE RAVELL
 SECRETARIA MUNICIPAL