


MUNICIPIO DE MAMA
Estado de Yucatán
Estado Analítico del Ejercicio del Presupuesto Disponible por Capítulo del Gasto
Del 01/oct/2023 Al 31/dic/2023

Utr: super_usuario
 Rep: rpt_Analitico_Ejercicio_PresupuestoEgresosDisponibile

Fecha y hora de Impresión | 21/may/2024
 02:49 p.m.

Objeto del Gasto		Presupuesto Aprobado	Ampliaciones/Reducciones	Presupuesto Vigente	Ene	Feb	Mar	Abr	May	Jun	Jul	Ago	Sep	Oct	Nov	Dic	
1000	SERVICIOS PERSONALES	\$6,041,767.00	\$10,006.27	\$6,051,773.27	\$506,539.09	\$506,539.09	\$506,539.09	\$506,539.09	\$506,539.09	\$506,539.09	\$506,539.09	\$506,539.09	\$506,539.09	\$506,539.09	\$518,990.58	\$557,336.25	\$416,594.63
1100	REMUNERACIONES AL PERSONAL DE C	\$5,735,967.00	\$23,867.43	\$5,759,834.43	\$482,305.78	\$482,305.78	\$482,305.78	\$482,305.78	\$482,305.78	\$482,305.78	\$482,305.78	\$482,305.78	\$482,305.78	\$482,305.78	\$494,757.27	\$533,102.94	\$391,222.20
1110	Dietas	\$1,300,204.00	\$10,627.84	\$1,310,831.84	\$108,350.33	\$108,350.33	\$108,350.33	\$108,350.33	\$108,350.33	\$108,350.33	\$108,350.33	\$108,350.33	\$108,350.33	\$108,350.33	\$108,350.33	\$108,350.33	\$118,978.21
1111	Dietas	\$1,300,204.00	\$10,627.84	\$1,310,831.84	\$108,350.33	\$108,350.33	\$108,350.33	\$108,350.33	\$108,350.33	\$108,350.33	\$108,350.33	\$108,350.33	\$108,350.33	\$108,350.33	\$108,350.33	\$108,350.33	\$118,978.21
1130	Sueldos base al personal permanente	\$4,435,763.00	\$13,239.59	\$4,449,002.59	\$373,955.45	\$373,955.45	\$373,955.45	\$373,955.45	\$373,955.45	\$373,955.45	\$373,955.45	\$373,955.45	\$373,955.45	\$373,955.45	\$386,406.94	\$424,752.61	\$272,243.99
1131	Sueldos al personal de base	\$4,435,763.00	\$13,239.59	\$4,449,002.59	\$373,955.45	\$373,955.45	\$373,955.45	\$373,955.45	\$373,955.45	\$373,955.45	\$373,955.45	\$373,955.45	\$373,955.45	\$373,955.45	\$386,406.94	\$424,752.61	\$272,243.99
1300	REMUNERACIONES ADICIONALES Y ESI	\$290,800.00	\$1,138.84	\$291,938.84	\$24,233.31	\$24,233.31	\$24,233.31	\$24,233.31	\$24,233.31	\$24,233.31	\$24,233.31	\$24,233.31	\$24,233.31	\$24,233.31	\$24,233.31	\$24,233.31	\$25,372.43
1310	Primas por años de servicios efectivos pre:	\$10,000.00	-\$2,549.53	\$7,450.47	\$833.33	\$833.33	\$833.33	\$833.33	\$833.33	\$833.33	\$833.33	\$833.33	\$833.33	\$833.33	\$833.33	\$833.33	-\$1,716.16
1312	Pago de prima de antigüedad	\$10,000.00	-\$2,549.53	\$7,450.47	\$833.33	\$833.33	\$833.33	\$833.33	\$833.33	\$833.33	\$833.33	\$833.33	\$833.33	\$833.33	\$833.33	\$833.33	-\$1,716.16
1320	Primas de vacaciones, dominical y gratifica	\$280,800.00	\$3,688.37	\$284,488.37	\$23,399.98	\$23,399.98	\$23,399.98	\$23,399.98	\$23,399.98	\$23,399.98	\$23,399.98	\$23,399.98	\$23,399.98	\$23,399.98	\$23,399.98	\$23,399.98	\$27,088.59
1322	Gratificación de fin de año	\$280,800.00	\$3,688.37	\$284,488.37	\$23,399.98	\$23,399.98	\$23,399.98	\$23,399.98	\$23,399.98	\$23,399.98	\$23,399.98	\$23,399.98	\$23,399.98	\$23,399.98	\$23,399.98	\$23,399.98	\$27,088.59
1500	OTRAS PRESTACIONES SOCIALES Y EC	\$15,000.00	-\$15,000.00	\$0.00	\$0.00	\$0.00	\$0.00	\$0.00	\$0.00	\$0.00	\$0.00	\$0.00	\$0.00	\$0.00	\$0.00	\$0.00	\$0.00
1520	Indemnizaciones	\$15,000.00	-\$15,000.00	\$0.00	\$0.00	\$0.00	\$0.00	\$0.00	\$0.00	\$0.00	\$0.00	\$0.00	\$0.00	\$0.00	\$0.00	\$0.00	\$0.00
1521	Liquidaciones por Indemnizaciones y por S	\$15,000.00	-\$15,000.00	\$0.00	\$0.00	\$0.00	\$0.00	\$0.00	\$0.00	\$0.00	\$0.00	\$0.00	\$0.00	\$0.00	\$0.00	\$0.00	\$0.00
2000	MATERIALES Y SUMINISTROS	\$4,080,000.00	-\$1,127,930.64	\$2,952,069.36	\$327,607.23	\$327,607.23	\$327,607.23	\$327,607.23	\$327,607.23	\$327,607.23	\$327,607.23	\$327,607.23	\$327,607.23	\$327,607.23	-\$48,034.74	\$104,234.52	-\$52,595.49
2100	MATERIALES DE ADMINISTRACIÓN, EMI	\$185,000.00	-\$151,549.33	\$33,450.67	\$12,430.82	\$12,430.82	\$12,430.82	\$12,430.82	\$12,430.82	\$12,430.82	\$12,430.82	\$12,430.82	\$12,430.82	\$12,430.82	-\$5,708.83	\$12,430.82	-\$85,148.70
2110	Materiales, útiles y equipos menores de ofi	\$65,000.00	-\$42,610.68	\$22,389.32	\$5,416.67	\$5,416.67	\$5,416.67	\$5,416.67	\$5,416.67	\$5,416.67	\$5,416.67	\$5,416.67	\$5,416.67	\$5,416.67	-\$12,722.98	\$5,416.67	-\$19,054.40
2111	Materiales, útiles y equipos menores de ofi	\$65,000.00	-\$42,610.68	\$22,389.32	\$5,416.67	\$5,416.67	\$5,416.67	\$5,416.67	\$5,416.67	\$5,416.67	\$5,416.67	\$5,416.67	\$5,416.67	\$5,416.67	-\$12,722.98	\$5,416.67	-\$19,054.40
2140	Materiales, útiles y equipos menores de ter	\$15,000.00	-\$12,916.00	\$2,084.00	\$1,250.00	\$1,250.00	\$1,250.00	\$1,250.00	\$1,250.00	\$1,250.00	\$1,250.00	\$1,250.00	\$1,250.00	\$1,250.00	\$1,250.00	\$1,250.00	-\$11,666.00
2141	Materiales, útiles y equipos menores de ter	\$15,000.00	-\$12,916.00	\$2,084.00	\$1,250.00	\$1,250.00	\$1,250.00	\$1,250.00	\$1,250.00	\$1,250.00	\$1,250.00	\$1,250.00	\$1,250.00	\$1,250.00	\$1,250.00	\$1,250.00	-\$11,666.00
2160	Material de limpieza	\$105,000.00	-\$96,022.65	\$8,977.35	\$5,764.15	\$5,764.15	\$5,764.15	\$5,764.15	\$5,764.15	\$5,764.15	\$5,764.15	\$5,764.15	\$5,764.15	\$5,764.15	\$5,764.15	\$5,764.15	-\$54,428.30
2161	Material de limpieza	\$105,000.00	-\$96,022.65	\$8,977.35	\$5,764.15	\$5,764.15	\$5,764.15	\$5,764.15	\$5,764.15	\$5,764.15	\$5,764.15	\$5,764.15	\$5,764.15	\$5,764.15	\$5,764.15	\$5,764.15	-\$54,428.30
2200	ALIMENTOS Y UTENSILIOS	\$415,000.00	-\$190,127.88	\$224,872.12	\$34,583.33	\$34,583.33	\$34,583.33	\$34,583.33	\$34,583.33	\$34,583.33	\$34,583.33	\$34,583.33	\$34,583.33	\$34,583.33	-\$65,416.67	-\$416.67	-\$20,544.51
2210	Productos alimenticios para personas	\$400,000.00	-\$176,039.38	\$223,960.62	\$33,333.33	\$33,333.33	\$33,333.33	\$33,333.33	\$33,333.33	\$33,333.33	\$33,333.33	\$33,333.33	\$33,333.33	\$33,333.33	-\$66,666.67	-\$1,666.67	-\$7,706.01
2211	Productos alimenticios para personas	\$400,000.00	-\$176,039.38	\$223,960.62	\$33,333.33	\$33,333.33	\$33,333.33	\$33,333.33	\$33,333.33	\$33,333.33	\$33,333.33	\$33,333.33	\$33,333.33	\$33,333.33	-\$66,666.67	-\$1,666.67	-\$7,706.01
2230	Utensilios para el servicio de alimentación	\$15,000.00	-\$14,088.50	\$911.50	\$1,250.00	\$1,250.00	\$1,250.00	\$1,250.00	\$1,250.00	\$1,250.00	\$1,250.00	\$1,250.00	\$1,250.00	\$1,250.00	\$1,250.00	\$1,250.00	-\$12,838.50
2231	Utensilios para el servicio de alimentación	\$15,000.00	-\$14,088.50	\$911.50	\$1,250.00	\$1,250.00	\$1,250.00	\$1,250.00	\$1,250.00	\$1,250.00	\$1,250.00	\$1,250.00	\$1,250.00	\$1,250.00	\$1,250.00	\$1,250.00	-\$12,838.50
2400	MATERIALES Y ARTÍCULOS DE CONSTR	\$735,000.00	-\$434,360.79	\$300,639.21	\$54,943.85	\$54,943.85	\$54,943.85	\$54,943.85	\$54,943.85	\$54,943.85	\$54,943.85	\$54,943.85	\$54,943.85	\$54,943.85	-\$163,029.39	\$24,943.85	-\$55,769.90
2410	Productos minerales no metálicos	\$10,000.00	\$0.00	\$10,000.00	\$833.33	\$833.33	\$833.33	\$833.33	\$833.33	\$833.33	\$833.33	\$833.33	\$833.33	\$833.33	\$833.33	\$833.33	\$833.37
2411	Productos minerales no metálicos	\$10,000.00	\$0.00	\$10,000.00	\$833.33	\$833.33	\$833.33	\$833.33	\$833.33	\$833.33	\$833.33	\$833.33	\$833.33	\$833.33	\$833.33	\$833.33	\$833.37
2420	Cemento y productos de concreto	\$20,000.00	-\$9,730.16	\$10,269.84	\$855.82	\$855.82	\$855.82	\$855.82	\$855.82	\$855.82	\$855.82	\$855.82	\$855.82	\$855.82	\$855.82	\$855.82	\$855.82
2421	Cemento y productos de concreto	\$20,000.00	-\$9,730.16	\$10,269.84	\$855.82	\$855.82	\$855.82	\$855.82	\$855.82	\$855.82	\$855.82	\$855.82	\$855.82	\$855.82	\$855.82	\$855.82	\$855.82
2430	Cal, yeso y productos de yeso	\$10,000.00	-\$8,725.10	\$1,274.90	\$106.24	\$106.24	\$106.24	\$106.24	\$106.24	\$106.24	\$106.24	\$106.24	\$106.24	\$106.24	\$106.24	\$106.24	\$106.26
2431	Cal, yeso y productos de yeso	\$10,000.00	-\$8,725.10	\$1,274.90	\$106.24	\$106.24	\$106.24	\$106.24	\$106.24	\$106.24	\$106.24	\$106.24	\$106.24	\$106.24	\$106.24	\$106.24	\$106.26
2460	Material eléctrico y electrónico	\$550,000.00	-\$307,264.37	\$242,735.63	\$45,833.34	\$45,833.34	\$45,833.34	\$45,833.34	\$45,833.34	\$45,833.34	\$45,833.34	\$45,833.34	\$45,833.34	\$45,833.34	-\$162,253.90	\$15,833.34	-\$23,343.87



Usr: superiso
Rep: rptAnálisisPresupuestoEgresosDisponible


MUNICIPIO DE MAMA

Estado de Yucatán

Estado Analítico del Ejercicio del Presupuesto Disponible por Capítulo del Gasto Del 01/oct/2023 Al 31/dic/2023

Fecha y hora de Impresión: 21/may/2024 02:49 p.m.

Objeto del Gasto		Presupuesto Aprobado	Ampliaciones/ Reducciones	Presupuesto Vigente	Ene	Feb	Mar	Abr	May	Jun	Jul	Ago	Sep	Oct	Nov	Dic	
2461	Material eléctrico y electrónico	\$550,000.00	-\$307,264.37	\$242,735.63	\$45,833.34	\$45,833.34	\$45,833.34	\$45,833.34	\$45,833.34	\$45,833.34	\$45,833.34	\$45,833.34	\$45,833.34	\$45,833.34	\$15,833.34	-\$23,343.87	
2470	Artículos metálicos para la construcción	\$50,000.00	-\$45,341.92	\$4,658.08	\$388.18	\$388.18	\$388.18	\$388.18	\$388.18	\$388.18	\$388.18	\$388.18	\$388.18	\$388.18	\$388.18	\$388.18	
2471	Artículos metálicos para la construcción	\$50,000.00	-\$45,341.92	\$4,658.08	\$388.18	\$388.18	\$388.18	\$388.18	\$388.18	\$388.18	\$388.18	\$388.18	\$388.18	\$388.18	\$388.18	\$388.18	
2490	Otros materiales y artículos de construcción	\$95,000.00	-\$63,299.24	\$31,700.76	\$6,926.94	\$6,926.94	\$6,926.94	\$6,926.94	\$6,926.94	\$6,926.94	\$6,926.94	\$6,926.94	\$6,926.94	\$6,926.94	\$6,926.94	-\$34,609.58	
2491	Otros materiales y artículos de construcción	\$95,000.00	-\$63,299.24	\$31,700.76	\$6,926.94	\$6,926.94	\$6,926.94	\$6,926.94	\$6,926.94	\$6,926.94	\$6,926.94	\$6,926.94	\$6,926.94	\$6,926.94	\$6,926.94	-\$34,609.58	
2500	PRODUCTOS QUÍMICOS, FARMACÉUTICOS	\$140,000.00	-\$32,123.10	\$107,876.90	\$10,630.55	\$10,630.55	\$10,630.55	\$10,630.55	\$10,630.55	\$10,630.55	\$10,630.55	\$10,630.55	\$10,630.55	\$10,630.55	\$10,630.55	-\$9,059.15	
2520	Fertilizantes, pesticidas y otros agroquímicos	\$60,000.00	-\$12,433.48	\$47,566.52	\$3,963.88	\$3,963.88	\$3,963.88	\$3,963.88	\$3,963.88	\$3,963.88	\$3,963.88	\$3,963.88	\$3,963.88	\$3,963.88	\$3,963.88	\$3,963.88	
2521	Fertilizantes, pesticidas y otros agroquímicos	\$60,000.00	-\$12,433.48	\$47,566.52	\$3,963.88	\$3,963.88	\$3,963.88	\$3,963.88	\$3,963.88	\$3,963.88	\$3,963.88	\$3,963.88	\$3,963.88	\$3,963.88	\$3,963.88	\$3,963.88	
2530	Medicinas y productos farmacéuticos	\$30,000.00	-\$19,256.01	\$10,743.99	\$2,500.00	\$2,500.00	\$2,500.00	\$2,500.00	\$2,500.00	\$2,500.00	\$2,500.00	\$2,500.00	\$2,500.00	\$2,500.00	\$2,500.00	-\$16,756.01	
2531	Medicinas y productos farmacéuticos	\$30,000.00	-\$19,256.01	\$10,743.99	\$2,500.00	\$2,500.00	\$2,500.00	\$2,500.00	\$2,500.00	\$2,500.00	\$2,500.00	\$2,500.00	\$2,500.00	\$2,500.00	\$2,500.00	-\$16,756.01	
2590	Otros productos químicos	\$50,000.00	-\$433.61	\$49,566.39	\$4,166.67	\$4,166.67	\$4,166.67	\$4,166.67	\$4,166.67	\$4,166.67	\$4,166.67	\$4,166.67	\$4,166.67	\$4,166.67	\$4,166.67	\$3,733.02	
2591	Otros productos químicos	\$50,000.00	-\$433.61	\$49,566.39	\$4,166.67	\$4,166.67	\$4,166.67	\$4,166.67	\$4,166.67	\$4,166.67	\$4,166.67	\$4,166.67	\$4,166.67	\$4,166.67	\$4,166.67	\$3,733.02	
2600	COMBUSTIBLES, LUBRICANTES Y ADITIVOS	\$2,030,000.00	-\$110,453.73	\$1,919,546.27	\$169,166.67	\$169,166.67	\$169,166.67	\$169,166.67	\$169,166.67	\$169,166.67	\$169,166.67	\$169,166.67	\$169,166.67	\$169,166.67	\$173,988.72	\$72,463.33	\$150,594.19
2610	Combustibles, lubricantes y aditivos	\$2,030,000.00	-\$110,453.73	\$1,919,546.27	\$169,166.67	\$169,166.67	\$169,166.67	\$169,166.67	\$169,166.67	\$169,166.67	\$169,166.67	\$169,166.67	\$169,166.67	\$169,166.67	\$173,988.72	\$72,463.33	\$150,594.19
2611	Combustible	\$2,000,000.00	-\$121,725.38	\$1,878,274.62	\$166,666.67	\$166,666.67	\$166,666.67	\$166,666.67	\$166,666.67	\$166,666.67	\$166,666.67	\$166,666.67	\$166,666.67	\$166,666.67	\$166,666.67	\$69,963.33	\$141,644.59
2612	Lubricantes y aditivos	\$30,000.00	\$11,271.65	\$41,271.65	\$2,500.00	\$2,500.00	\$2,500.00	\$2,500.00	\$2,500.00	\$2,500.00	\$2,500.00	\$2,500.00	\$2,500.00	\$2,500.00	\$7,322.05	\$2,500.00	\$8,949.60
2700	VESTUARIO, BLANCOS, PRENDAS DE PUNTA	\$195,000.00	-\$92,377.94	\$102,622.06	\$16,250.01	\$16,250.01	\$16,250.01	\$16,250.01	\$16,250.01	\$16,250.01	\$16,250.01	\$16,250.01	\$16,250.01	\$16,250.01	-\$3,749.99	\$24,580.64	-\$64,458.68
2710	Vestuario y uniformes	\$125,000.00	-\$55,590.95	\$69,409.05	\$10,416.67	\$10,416.67	\$10,416.67	\$10,416.67	\$10,416.67	\$10,416.67	\$10,416.67	\$10,416.67	\$10,416.67	\$10,416.67	\$10,416.67	\$10,416.67	-\$45,174.32
2711	Vestuario y uniformes	\$125,000.00	-\$55,590.95	\$69,409.05	\$10,416.67	\$10,416.67	\$10,416.67	\$10,416.67	\$10,416.67	\$10,416.67	\$10,416.67	\$10,416.67	\$10,416.67	\$10,416.67	\$10,416.67	\$10,416.67	-\$45,174.32
2720	Prendas de seguridad y protección personal	\$50,000.00	-\$45,117.62	\$4,882.38	\$4,166.67	\$4,166.67	\$4,166.67	\$4,166.67	\$4,166.67	\$4,166.67	\$4,166.67	\$4,166.67	\$4,166.67	\$4,166.67	\$4,166.67	\$4,166.67	-\$20,950.99
2721	Prendas de seguridad y protección personal	\$50,000.00	-\$45,117.62	\$4,882.38	\$4,166.67	\$4,166.67	\$4,166.67	\$4,166.67	\$4,166.67	\$4,166.67	\$4,166.67	\$4,166.67	\$4,166.67	\$4,166.67	\$4,166.67	\$4,166.67	-\$20,950.99
2730	Artículos deportivos	\$20,000.00	\$8,330.63	\$28,330.63	\$1,666.67	\$1,666.67	\$1,666.67	\$1,666.67	\$1,666.67	\$1,666.67	\$1,666.67	\$1,666.67	\$1,666.67	\$1,666.67	\$1,666.67	\$9,997.30	\$1,666.63
2731	Artículos deportivos	\$20,000.00	\$8,330.63	\$28,330.63	\$1,666.67	\$1,666.67	\$1,666.67	\$1,666.67	\$1,666.67	\$1,666.67	\$1,666.67	\$1,666.67	\$1,666.67	\$1,666.67	\$1,666.67	\$9,997.30	\$1,666.63
2800	MATERIALES Y SUMINISTROS PARA SEGURIDAD PÚBLICA	\$25,000.00	-\$23,105.04	\$1,894.96	\$2,083.33	\$2,083.33	\$2,083.33	\$2,083.33	\$2,083.33	\$2,083.33	\$2,083.33	\$2,083.33	\$2,083.33	\$2,083.33	-\$12,916.67	\$2,083.33	-\$6,021.67
2820	Materiales de seguridad pública	\$15,000.00	-\$13,105.04	\$1,894.96	\$1,250.00	\$1,250.00	\$1,250.00	\$1,250.00	\$1,250.00	\$1,250.00	\$1,250.00	\$1,250.00	\$1,250.00	\$1,250.00	\$1,250.00	\$1,250.00	\$3,144.96
2821	Materiales de seguridad pública	\$15,000.00	-\$13,105.04	\$1,894.96	\$1,250.00	\$1,250.00	\$1,250.00	\$1,250.00	\$1,250.00	\$1,250.00	\$1,250.00	\$1,250.00	\$1,250.00	\$1,250.00	\$1,250.00	\$1,250.00	\$3,144.96
2830	Prendas de protección para seguridad pública	\$10,000.00	-\$10,000.00	\$0.00	\$833.33	\$833.33	\$833.33	\$833.33	\$833.33	\$833.33	\$833.33	\$833.33	\$833.33	\$833.33	\$833.33	\$833.33	-\$9,166.63
2831	Prendas de protección para seguridad pública	\$10,000.00	-\$10,000.00	\$0.00	\$833.33	\$833.33	\$833.33	\$833.33	\$833.33	\$833.33	\$833.33	\$833.33	\$833.33	\$833.33	\$833.33	\$833.33	-\$9,166.63
2900	HERRAMIENTAS, REFACCIONES Y ACCESORIOS MENORES DE MOTOCICLETA	\$355,000.00	-\$93,832.83	\$261,167.17	\$27,518.67	\$27,518.67	\$27,518.67	\$27,518.67	\$27,518.67	\$27,518.67	\$27,518.67	\$27,518.67	\$27,518.67	\$27,518.67	\$18,167.54	-\$42,481.33	\$37,812.93
2910	Herramientas menores	\$30,000.00	-\$25,225.78	\$4,774.22	\$1,231.18	\$1,231.18	\$1,231.18	\$1,231.18	\$1,231.18	\$1,231.18	\$1,231.18	\$1,231.18	\$1,231.18	\$1,231.18	\$1,231.18	\$1,231.18	\$1,231.24
2911	Herramientas menores	\$30,000.00	-\$25,225.78	\$4,774.22	\$1,231.18	\$1,231.18	\$1,231.18	\$1,231.18	\$1,231.18	\$1,231.18	\$1,231.18	\$1,231.18	\$1,231.18	\$1,231.18	\$1,231.18	\$1,231.18	\$1,231.24
2930	Refacciones y accesorios menores de motocicleta	\$10,000.00	\$0.00	\$10,000.00	\$833.33	\$833.33	\$833.33	\$833.33	\$833.33	\$833.33	\$833.33	\$833.33	\$833.33	\$833.33	\$833.33	\$833.33	\$833.37
2931	Refacciones y accesorios menores de motocicleta	\$10,000.00	\$0.00	\$10,000.00	\$833.33	\$833.33	\$833.33	\$833.33	\$833.33	\$833.33	\$833.33	\$833.33	\$833.33	\$833.33	\$833.33	\$833.33	\$833.37
2960	Refacciones y accesorios menores de equipo	\$295,000.00	-\$59,705.93	\$235,294.07	\$24,583.33	\$24,583.33	\$24,583.33	\$24,583.33	\$24,583.33	\$24,583.33	\$24,583.33	\$24,583.33	\$24,583.33	\$24,583.33	\$24,583.33	\$24,583.33	\$34,877.44
2961	Refacciones y accesorios menores de equipo	\$295,000.00	-\$59,705.93	\$235,294.07	\$24,583.33	\$24,583.33	\$24,583.33	\$24,583.33	\$24,583.33	\$24,583.33	\$24,583.33	\$24,583.33	\$24,583.33	\$24,583.33	\$24,583.33	\$24,583.33	\$34,877.44



Usr: supervisor
 Rep: rptAnálisisPresupuestoEgresosDisponible

MUNICIPIO DE MAMA Estado de Yucatán

Estado Analítico del Ejercicio del Presupuesto Disponible por Capítulo del Gasto Del 01/oct/2023 Al 31/dic/2023

Fecha y hora de Impresión 21/may/2024
 02:49 p.m.

Objeto del Gasto	Presupuesto Aprobado	Ampliaciones/Reducciones	Presupuesto Vigente	Ene	Feb	Mar	Abr	May	Jun	Jul	Ago	Sep	Oct	Nov	Dic		
2980 Refacciones y accesorios menores de mac	\$20,000.00	-\$8,901.12	\$11,098.88	\$870.83	\$870.83	\$870.83	\$870.83	\$870.83	\$870.83	\$870.83	\$870.83	\$870.83	\$1,519.70	\$870.83	\$870.88		
2981 Refacciones y accesorios menores de mac	\$20,000.00	-\$8,901.12	\$11,098.88	\$870.83	\$870.83	\$870.83	\$870.83	\$870.83	\$870.83	\$870.83	\$870.83	\$870.83	\$1,519.70	\$870.83	\$870.88		
3000 SERVICIOS GENERALES	\$5,773,500.00	-\$1,215,006.17	\$4,558,493.83	\$477,738.79	\$477,738.79	\$477,738.79	\$477,738.79	\$477,738.79	\$477,738.79	\$477,738.79	\$477,738.79	\$477,738.79	\$387,842.03	\$710,314.34	-\$839,311.65		
3100 SERVICIOS BÁSICOS	\$2,525,000.00	-\$1,149,484.00	\$1,375,516.00	\$210,416.67	\$210,416.67	\$210,416.67	\$210,416.67	\$210,416.67	\$210,416.67	\$210,416.67	\$210,416.67	\$210,416.67	\$210,416.67	\$210,416.67	\$303,979.70	-\$1,032,630.40	
3110 Energía eléctrica	\$2,475,000.00	-\$1,133,244.00	\$1,341,756.00	\$206,250.00	\$206,250.00	\$206,250.00	\$206,250.00	\$206,250.00	\$206,250.00	\$206,250.00	\$206,250.00	\$206,250.00	\$206,250.00	\$206,250.00	\$299,813.03	-\$1,020,557.03	
3111 Energía eléctrica	\$2,475,000.00	-\$1,133,244.00	\$1,341,756.00	\$206,250.00	\$206,250.00	\$206,250.00	\$206,250.00	\$206,250.00	\$206,250.00	\$206,250.00	\$206,250.00	\$206,250.00	\$206,250.00	\$206,250.00	\$299,813.03	-\$1,020,557.03	
3170 Servicios de acceso de Internet, redes y pr	\$50,000.00	-\$16,240.00	\$33,760.00	\$4,166.67	\$4,166.67	\$4,166.67	\$4,166.67	\$4,166.67	\$4,166.67	\$4,166.67	\$4,166.67	\$4,166.67	\$4,166.67	\$4,166.67	\$4,166.67	-\$12,073.37	
3171 Servicios de acceso de Internet, redes y pr	\$50,000.00	-\$16,240.00	\$33,760.00	\$4,166.67	\$4,166.67	\$4,166.67	\$4,166.67	\$4,166.67	\$4,166.67	\$4,166.67	\$4,166.67	\$4,166.67	\$4,166.67	\$4,166.67	\$4,166.67	-\$12,073.37	
3200 SERVICIOS DE ARRENDAMIENTO	\$25,000.00	\$57,592.00	\$82,592.00	\$2,083.33	\$2,083.33	\$2,083.33	\$2,083.33	\$2,083.33	\$2,083.33	\$2,083.33	\$2,083.33	\$2,083.33	\$2,083.33	\$2,083.33	-\$22,916.67	\$84,675.37	
3250 Arrendamiento de equipo de transporte	\$25,000.00	\$57,592.00	\$82,592.00	\$2,083.33	\$2,083.33	\$2,083.33	\$2,083.33	\$2,083.33	\$2,083.33	\$2,083.33	\$2,083.33	\$2,083.33	\$2,083.33	\$2,083.33	\$2,083.33	-\$22,916.67	\$84,675.37
3251 Arrendamiento de equipo de transporte	\$25,000.00	\$57,592.00	\$82,592.00	\$2,083.33	\$2,083.33	\$2,083.33	\$2,083.33	\$2,083.33	\$2,083.33	\$2,083.33	\$2,083.33	\$2,083.33	\$2,083.33	\$2,083.33	\$2,083.33	-\$22,916.67	\$84,675.37
3300 SERVICIOS PROFESIONALES, CIENTÍFIC	\$1,028,500.00	-\$174,320.64	\$854,179.36	\$85,708.33	\$85,708.33	\$85,708.33	\$85,708.33	\$85,708.33	\$85,708.33	\$85,708.33	\$85,708.33	\$85,708.33	\$85,708.33	\$71,139.46	\$74,285.20	-\$62,620.27	
3310 Servicios legales, de contabilidad, auditoría	\$700,000.00	\$44,130.24	\$744,130.24	\$58,333.33	\$58,333.33	\$58,333.33	\$58,333.33	\$58,333.33	\$58,333.33	\$58,333.33	\$58,333.33	\$58,333.33	\$58,333.33	\$58,333.33	\$58,333.33	\$102,463.61	
3311 Servicios legales, de contabilidad, auditoría	\$700,000.00	\$44,130.24	\$744,130.24	\$58,333.33	\$58,333.33	\$58,333.33	\$58,333.33	\$58,333.33	\$58,333.33	\$58,333.33	\$58,333.33	\$58,333.33	\$58,333.33	\$58,333.33	\$58,333.33	\$102,463.61	
3320 Servicios de diseño, arquitectura, ingeniería	\$225,000.00	-\$150,992.00	\$74,008.00	\$18,750.00	\$18,750.00	\$18,750.00	\$18,750.00	\$18,750.00	\$18,750.00	\$18,750.00	\$18,750.00	\$18,750.00	\$4,181.13	\$32,326.87	-\$131,250.00		
3321 Servicios de diseño, arquitectura, ingeniería	\$225,000.00	-\$150,992.00	\$74,008.00	\$18,750.00	\$18,750.00	\$18,750.00	\$18,750.00	\$18,750.00	\$18,750.00	\$18,750.00	\$18,750.00	\$18,750.00	\$4,181.13	\$32,326.87	-\$131,250.00		
3330 Servicios de consultoría administrativa, prc	\$13,500.00	\$0.00	\$13,500.00	\$1,125.00	\$1,125.00	\$1,125.00	\$1,125.00	\$1,125.00	\$1,125.00	\$1,125.00	\$1,125.00	\$1,125.00	\$1,125.00	\$1,125.00	\$1,125.00	\$1,125.00	
3332 Servicios de mantenimiento de aplicacione	\$13,500.00	\$0.00	\$13,500.00	\$1,125.00	\$1,125.00	\$1,125.00	\$1,125.00	\$1,125.00	\$1,125.00	\$1,125.00	\$1,125.00	\$1,125.00	\$1,125.00	\$1,125.00	\$1,125.00	\$1,125.00	
3350 Servicios de investigación científica y desa	\$10,000.00	-\$10,000.00	\$0.00	\$833.33	\$833.33	\$833.33	\$833.33	\$833.33	\$833.33	\$833.33	\$833.33	\$833.33	\$833.33	\$833.33	\$833.33	-\$9,166.67	\$833.37
3351 Servicios de investigación científica y desa	\$10,000.00	-\$10,000.00	\$0.00	\$833.33	\$833.33	\$833.33	\$833.33	\$833.33	\$833.33	\$833.33	\$833.33	\$833.33	\$833.33	\$833.33	\$833.33	-\$9,166.67	\$833.37
3360 Servicios de apoyo administrativo, fotocopi	\$80,000.00	-\$57,458.88	\$22,541.12	\$6,666.67	\$6,666.67	\$6,666.67	\$6,666.67	\$6,666.67	\$6,666.67	\$6,666.67	\$6,666.67	\$6,666.67	\$6,666.67	\$6,666.67	\$6,666.67	-\$8,333.33	-\$35,792.25
3361 Servicios de apoyo administrativo, traducci	\$80,000.00	-\$57,458.88	\$22,541.12	\$6,666.67	\$6,666.67	\$6,666.67	\$6,666.67	\$6,666.67	\$6,666.67	\$6,666.67	\$6,666.67	\$6,666.67	\$6,666.67	\$6,666.67	\$6,666.67	-\$8,333.33	-\$35,792.25
3400 SERVICIOS FINANCIEROS, BANCARIOS	\$35,000.00	-\$1,902.09	\$33,097.91	\$2,618.39	\$2,618.39	\$2,618.39	\$2,618.39	\$2,618.39	\$2,618.39	\$2,618.39	\$2,618.39	\$2,618.39	\$2,618.39	\$2,618.39	\$2,618.39	\$4,295.62	
3410 Servicios financieros y bancarios	\$25,000.00	-\$7,418.55	\$17,581.45	\$1,785.06	\$1,785.06	\$1,785.06	\$1,785.06	\$1,785.06	\$1,785.06	\$1,785.06	\$1,785.06	\$1,785.06	\$1,785.06	\$1,785.06	\$1,785.06	-\$2,054.21	
3412 Comisiones	\$25,000.00	-\$7,418.55	\$17,581.45	\$1,785.06	\$1,785.06	\$1,785.06	\$1,785.06	\$1,785.06	\$1,785.06	\$1,785.06	\$1,785.06	\$1,785.06	\$1,785.06	\$1,785.06	\$1,785.06	-\$2,054.21	
3450 Seguro de bienes patrimoniales	\$10,000.00	\$5,516.46	\$15,516.46	\$833.33	\$833.33	\$833.33	\$833.33	\$833.33	\$833.33	\$833.33	\$833.33	\$833.33	\$833.33	\$833.33	\$833.33	\$6,349.83	
3451 Seguro de bienes patrimoniales	\$10,000.00	\$5,516.46	\$15,516.46	\$833.33	\$833.33	\$833.33	\$833.33	\$833.33	\$833.33	\$833.33	\$833.33	\$833.33	\$833.33	\$833.33	\$833.33	\$6,349.83	
3500 SERVICIOS DE INSTALACIÓN, REPARAC	\$395,000.00	-\$233,962.15	\$161,037.85	\$30,416.67	\$30,416.67	\$30,416.67	\$30,416.67	\$30,416.67	\$30,416.67	\$30,416.67	\$30,416.67	\$30,416.67	\$30,416.67	-\$85,663.33	-\$44,723.33	\$17,674.48	
3510 Conservación y mantenimiento menor de ir	\$50,000.00	\$23,780.00	\$73,780.00	\$4,166.67	\$4,166.67	\$4,166.67	\$4,166.67	\$4,166.67	\$4,166.67	\$4,166.67	\$4,166.67	\$4,166.67	\$4,166.67	\$18,086.67	\$14,026.67	\$4,166.63	
3511 Conservación y mantenimiento menor de ir	\$50,000.00	\$23,780.00	\$73,780.00	\$4,166.67	\$4,166.67	\$4,166.67	\$4,166.67	\$4,166.67	\$4,166.67	\$4,166.67	\$4,166.67	\$4,166.67	\$4,166.67	\$18,086.67	\$14,026.67	\$4,166.63	
3550 Reparación y mantenimiento de equipo de	\$285,000.00	-\$197,742.15	\$87,257.85	\$23,750.00	\$23,750.00	\$23,750.00	\$23,750.00	\$23,750.00	\$23,750.00	\$23,750.00	\$23,750.00	\$23,750.00	\$23,750.00	-\$76,250.00	-\$61,250.00	\$11,007.85	
3551 Reparación y mantenimiento de equipo de	\$285,000.00	-\$197,742.15	\$87,257.85	\$23,750.00	\$23,750.00	\$23,750.00	\$23,750.00	\$23,750.00	\$23,750.00	\$23,750.00	\$23,750.00	\$23,750.00	\$23,750.00	-\$76,250.00	-\$61,250.00	\$11,007.85	
3570 Instalación, reparación y mantenimiento de	\$30,000.00	-\$30,000.00	\$0.00	\$2,500.00	\$2,500.00	\$2,500.00	\$2,500.00	\$2,500.00	\$2,500.00	\$2,500.00	\$2,500.00	\$2,500.00	\$2,500.00	-\$27,500.00	\$2,500.00	\$2,500.00	
3571 Instalación, reparación y mantenimiento de	\$30,000.00	-\$30,000.00	\$0.00	\$2,500.00	\$2,500.00	\$2,500.00	\$2,500.00	\$2,500.00	\$2,500.00	\$2,500.00	\$2,500.00	\$2,500.00	\$2,500.00	-\$27,500.00	\$2,500.00	\$2,500.00	
3580 Servicios de limpieza y manejo de desechc	\$15,000.00	-\$15,000.00	\$0.00	\$0.00	\$0.00	\$0.00	\$0.00	\$0.00	\$0.00	\$0.00	\$0.00	\$0.00	\$0.00	\$0.00	\$0.00	\$0.00	




Usr: super...
Rep: rpt...

MUNICIPIO DE MAMA
Estado de Yucatán
Estado Analítico del Ejercicio del Presupuesto Disponible por Capítulo del Gasto
Del 01/oct/2023 Al 31/dic/2023

Fecha y 21/may/2024
hora de Impresión 02:49 p.m.

Objeto del Gasto	Presupuesto Aprobado	Ampliaciones/ Reducciones	Presupuesto Vigente	Ene	Feb	Mar	Abr	May	Jun	Jul	Ago	Sep	Oct	Nov	Dic
3581 Servicios de limpieza y manejo de desecho	\$15,000.00	-\$15,000.00	\$0.00	\$0.00	\$0.00	\$0.00	\$0.00	\$0.00	\$0.00	\$0.00	\$0.00	\$0.00	\$0.00	\$0.00	\$0.00
3590 Servicios de jardinería y fumigación	\$15,000.00	-\$15,000.00	\$0.00	\$0.00	\$0.00	\$0.00	\$0.00	\$0.00	\$0.00	\$0.00	\$0.00	\$0.00	\$0.00	\$0.00	\$0.00
3591 Servicios de jardinería y fumigación	\$15,000.00	-\$15,000.00	\$0.00	\$0.00	\$0.00	\$0.00	\$0.00	\$0.00	\$0.00	\$0.00	\$0.00	\$0.00	\$0.00	\$0.00	\$0.00
3600 SERVICIOS DE COMUNICACIÓN SOCIAL	\$40,000.00	\$361.92	\$40,361.92	\$3,333.33	\$3,333.33	\$3,333.33	\$3,333.33	\$3,333.33	\$3,333.33	\$3,333.33	\$3,333.33	\$3,333.33	\$3,333.33	\$3,695.25	\$3,333.37
3610 Difusión por radio, televisión y otros medio	\$40,000.00	\$361.92	\$40,361.92	\$3,333.33	\$3,333.33	\$3,333.33	\$3,333.33	\$3,333.33	\$3,333.33	\$3,333.33	\$3,333.33	\$3,333.33	\$3,333.33	\$3,695.25	\$3,333.37
3611 Gastos de difusión e información	\$40,000.00	\$361.92	\$40,361.92	\$3,333.33	\$3,333.33	\$3,333.33	\$3,333.33	\$3,333.33	\$3,333.33	\$3,333.33	\$3,333.33	\$3,333.33	\$3,333.33	\$3,695.25	\$3,333.37
3700 SERVICIOS DE TRASLADO Y VIÁTICOS	\$10,000.00	-\$7,731.02	\$2,268.98	\$833.33	\$833.33	\$833.33	\$833.33	\$833.33	\$833.33	\$833.33	\$833.33	\$833.33	\$833.33	-\$8,300.56	\$2,236.20
3750 Viáticos en el país	\$10,000.00	-\$7,731.02	\$2,268.98	\$833.33	\$833.33	\$833.33	\$833.33	\$833.33	\$833.33	\$833.33	\$833.33	\$833.33	\$833.33	-\$8,300.56	\$2,236.20
3751 Viáticos en el país	\$10,000.00	-\$7,731.02	\$2,268.98	\$833.33	\$833.33	\$833.33	\$833.33	\$833.33	\$833.33	\$833.33	\$833.33	\$833.33	\$833.33	-\$8,300.56	\$2,236.20
3800 SERVICIOS OFICIALES	\$1,405,000.00	\$207,565.22	\$1,612,565.22	\$117,083.33	\$117,083.33	\$117,083.33	\$117,083.33	\$117,083.33	\$117,083.33	\$117,083.33	\$117,083.33	\$117,083.33	\$117,083.33	\$117,083.33	\$334,305.99
3820 Gastos de orden social y cultural	\$1,395,000.00	\$216,477.22	\$1,611,477.22	\$116,250.00	\$116,250.00	\$116,250.00	\$116,250.00	\$116,250.00	\$116,250.00	\$116,250.00	\$116,250.00	\$116,250.00	\$116,250.00	\$116,250.00	\$333,472.66
3821 Gastos de orden social y cultural	\$1,395,000.00	\$216,477.22	\$1,611,477.22	\$116,250.00	\$116,250.00	\$116,250.00	\$116,250.00	\$116,250.00	\$116,250.00	\$116,250.00	\$116,250.00	\$116,250.00	\$116,250.00	\$116,250.00	\$333,472.66
3850 Gastos de representación	\$10,000.00	-\$8,912.00	\$1,088.00	\$833.33	\$833.33	\$833.33	\$833.33	\$833.33	\$833.33	\$833.33	\$833.33	\$833.33	\$833.33	\$833.33	-\$8,078.63
3851 Gastos de representación	\$10,000.00	-\$8,912.00	\$1,088.00	\$833.33	\$833.33	\$833.33	\$833.33	\$833.33	\$833.33	\$833.33	\$833.33	\$833.33	\$833.33	\$833.33	-\$8,078.63
3900 OTROS SERVICIOS GENERALES	\$310,000.00	\$86,874.59	\$396,874.59	\$25,245.41	\$25,245.41	\$25,245.41	\$25,245.41	\$25,245.41	\$25,245.41	\$25,245.41	\$25,245.41	\$25,245.41	\$25,245.41	\$75,131.41	\$56,833.61
3910 Servicios funerarios y de cementerios	\$85,000.00	\$25,940.02	\$110,940.02	\$7,083.33	\$7,083.33	\$7,083.33	\$7,083.33	\$7,083.33	\$7,083.33	\$7,083.33	\$7,083.33	\$7,083.33	\$7,083.33	\$7,083.33	\$23,223.35
3911 Servicios funerarios y de cementerios	\$85,000.00	\$25,940.02	\$110,940.02	\$7,083.33	\$7,083.33	\$7,083.33	\$7,083.33	\$7,083.33	\$7,083.33	\$7,083.33	\$7,083.33	\$7,083.33	\$7,083.33	\$7,083.33	\$23,223.35
3920 Impuestos y derechos	\$215,000.00	\$67,989.57	\$282,989.57	\$17,916.67	\$17,916.67	\$17,916.67	\$17,916.67	\$17,916.67	\$17,916.67	\$17,916.67	\$17,916.67	\$17,916.67	\$17,916.67	\$17,916.67	\$67,802.67
3921 Impuestos y derechos	\$215,000.00	\$67,989.57	\$282,989.57	\$17,916.67	\$17,916.67	\$17,916.67	\$17,916.67	\$17,916.67	\$17,916.67	\$17,916.67	\$17,916.67	\$17,916.67	\$17,916.67	\$17,916.67	\$67,802.67
3950 Penas, multas, accesorios y actualizaciones	\$10,000.00	-\$7,055.00	\$2,945.00	\$245.41	\$245.41	\$245.41	\$245.41	\$245.41	\$245.41	\$245.41	\$245.41	\$245.41	\$245.41	\$245.41	\$245.49
3952 Recargos y actualizaciones	\$10,000.00	-\$7,055.00	\$2,945.00	\$245.41	\$245.41	\$245.41	\$245.41	\$245.41	\$245.41	\$245.41	\$245.41	\$245.41	\$245.41	\$245.41	\$245.49
4000 TRANSFERENCIAS, ASIGNACIONES Y SUBSIDIOS	\$2,635,583.00	\$81,493.24	\$2,717,076.24	\$219,631.92	\$219,631.92	\$219,631.92	\$219,631.92	\$219,631.92	\$219,631.92	\$219,631.92	\$219,631.92	\$219,631.92	\$219,631.92	\$219,631.92	\$301,125.12
4400 AYUDAS SOCIALES	\$2,635,583.00	\$81,493.24	\$2,717,076.24	\$219,631.92	\$219,631.92	\$219,631.92	\$219,631.92	\$219,631.92	\$219,631.92	\$219,631.92	\$219,631.92	\$219,631.92	\$219,631.92	\$219,631.92	\$301,125.12
4410 Ayudas sociales a personas	\$2,635,583.00	\$81,493.24	\$2,717,076.24	\$219,631.92	\$219,631.92	\$219,631.92	\$219,631.92	\$219,631.92	\$219,631.92	\$219,631.92	\$219,631.92	\$219,631.92	\$219,631.92	\$219,631.92	\$301,125.12
4411 Ayudas sociales	\$2,635,583.00	\$81,493.24	\$2,717,076.24	\$219,631.92	\$219,631.92	\$219,631.92	\$219,631.92	\$219,631.92	\$219,631.92	\$219,631.92	\$219,631.92	\$219,631.92	\$219,631.92	\$219,631.92	\$301,125.12
5000 BIENES MUEBLES, INMUEBLES E IMPUESTOS	\$100,000.00	-\$100,000.00	\$0.00	\$6,666.68	\$6,666.68	\$6,666.68	\$6,666.68	\$6,666.68	\$6,666.68	\$6,666.68	\$6,666.68	\$6,666.68	\$6,666.68	\$6,666.68	-\$53,333.32
5100 MOBILIARIO Y EQUIPO DE ADMINISTRACIÓN	\$40,000.00	-\$40,000.00	\$0.00	\$3,333.34	\$3,333.34	\$3,333.34	\$3,333.34	\$3,333.34	\$3,333.34	\$3,333.34	\$3,333.34	\$3,333.34	\$3,333.34	\$3,333.34	-\$36,666.66
5110 Muebles de oficina y estantería	\$20,000.00	-\$20,000.00	\$0.00	\$1,666.67	\$1,666.67	\$1,666.67	\$1,666.67	\$1,666.67	\$1,666.67	\$1,666.67	\$1,666.67	\$1,666.67	\$1,666.67	\$1,666.67	-\$18,333.33
5111 Muebles de oficina y estantería	\$20,000.00	-\$20,000.00	\$0.00	\$1,666.67	\$1,666.67	\$1,666.67	\$1,666.67	\$1,666.67	\$1,666.67	\$1,666.67	\$1,666.67	\$1,666.67	\$1,666.67	\$1,666.67	-\$18,333.33
5150 Equipo de cómputo y de tecnología de la información	\$20,000.00	-\$20,000.00	\$0.00	\$1,666.67	\$1,666.67	\$1,666.67	\$1,666.67	\$1,666.67	\$1,666.67	\$1,666.67	\$1,666.67	\$1,666.67	\$1,666.67	\$1,666.67	-\$18,333.33
5151 Equipo de cómputo y de tecnologías de la información	\$20,000.00	-\$20,000.00	\$0.00	\$1,666.67	\$1,666.67	\$1,666.67	\$1,666.67	\$1,666.67	\$1,666.67	\$1,666.67	\$1,666.67	\$1,666.67	\$1,666.67	\$1,666.67	-\$18,333.33
5600 MAQUINARIA, OTROS EQUIPOS Y HERRAMIENTAS	\$60,000.00	-\$60,000.00	\$0.00	\$3,333.34	\$3,333.34	\$3,333.34	\$3,333.34	\$3,333.34	\$3,333.34	\$3,333.34	\$3,333.34	\$3,333.34	\$3,333.34	\$3,333.34	-\$16,666.74
5610 Maquinaria y equipo agropecuario	\$20,000.00	-\$20,000.00	\$0.00	\$0.00	\$0.00	\$0.00	\$0.00	\$0.00	\$0.00	\$0.00	\$0.00	\$0.00	\$0.00	\$0.00	\$0.00
5611 Maquinaria y equipo agropecuario	\$20,000.00	-\$20,000.00	\$0.00	\$0.00	\$0.00	\$0.00	\$0.00	\$0.00	\$0.00	\$0.00	\$0.00	\$0.00	\$0.00	\$0.00	\$0.00
5620 Maquinaria y equipo industrial	\$20,000.00	-\$20,000.00	\$0.00	\$1,666.67	\$1,666.67	\$1,666.67	\$1,666.67	\$1,666.67	\$1,666.67	\$1,666.67	\$1,666.67	\$1,666.67	\$1,666.67	\$1,666.67	-\$18,333.37



Usr: supervisor
 Rep: rptAnálisisPresupuestoEgresosDisponible

MUNICIPIO DE MAMA

Estado de Yucatán


Estado Analítico del Ejercicio del Presupuesto Disponible por Capítulo del Gasto

Del 01/oct/2023 Al 31/dic/2023

Fecha y 21/may/2024

hora de Impresión 02:49 p.m.

Objeto del Gasto		Presupuesto Aprobado	Ampliaciones/Reducciones	Presupuesto Vigente	Ene	Feb	Mar	Abr	May	Jun	Jul	Ago	Sep	Oct	Nov	Dic
5621	Maquinaria y equipo industrial	\$20,000.00	-\$20,000.00	\$0.00	\$1,666.67	\$1,666.67	\$1,666.67	\$1,666.67	\$1,666.67	\$1,666.67	\$1,666.67	\$1,666.67	\$1,666.67	\$1,666.67	\$1,666.67	-\$18,333.37
5640	Sistemas de aire acondicionado, calefacción	\$20,000.00	-\$20,000.00	\$0.00	\$1,666.67	\$1,666.67	\$1,666.67	\$1,666.67	\$1,666.67	\$1,666.67	\$1,666.67	\$1,666.67	\$1,666.67	\$1,666.67	\$1,666.67	-\$18,333.33
5641	Sistemas de aire acondicionado, calefacción	\$20,000.00	-\$20,000.00	\$0.00	\$1,666.67	\$1,666.67	\$1,666.67	\$1,666.67	\$1,666.67	\$1,666.67	\$1,666.67	\$1,666.67	\$1,666.67	\$1,666.67	\$1,666.67	-\$18,333.33
6000	INVERSIÓN PÚBLICA	\$9,280,000.00	\$2,013,261.90	\$11,293,261.90	\$759,539.17	\$759,539.17	\$759,539.17	\$759,539.17	\$759,539.17	\$759,539.17	\$759,539.17	\$759,539.17	\$759,539.17	\$1,212,626.41	\$759,539.17	\$2,485,243.79
6100	OBRA PÚBLICA EN BIENES DE DOMINIO	\$9,280,000.00	\$2,013,261.90	\$11,293,261.90	\$759,539.17	\$759,539.17	\$759,539.17	\$759,539.17	\$759,539.17	\$759,539.17	\$759,539.17	\$759,539.17	\$759,539.17	\$1,212,626.41	\$759,539.17	\$2,485,243.79
6110	Edificación habitacional	\$9,280,000.00	-\$1,730,576.47	\$7,549,423.53	\$759,539.17	\$759,539.17	\$759,539.17	\$759,539.17	\$759,539.17	\$759,539.17	\$759,539.17	\$759,539.17	\$759,539.17	\$536,207.63	\$579,301.78	-\$401,938.41
6111	Edificación habitacional	\$9,280,000.00	-\$1,730,576.47	\$7,549,423.53	\$759,539.17	\$759,539.17	\$759,539.17	\$759,539.17	\$759,539.17	\$759,539.17	\$759,539.17	\$759,539.17	\$759,539.17	\$536,207.63	\$579,301.78	-\$401,938.41
6120	Edificación no habitacional	\$0.00	\$1,203,940.24	\$1,203,940.24	\$0.00	\$0.00	\$0.00	\$0.00	\$0.00	\$0.00	\$0.00	\$0.00	\$0.00	\$147,271.73	\$0.00	\$1,056,668.51
6121	Edificación no habitacional	\$0.00	\$1,203,940.24	\$1,203,940.24	\$0.00	\$0.00	\$0.00	\$0.00	\$0.00	\$0.00	\$0.00	\$0.00	\$0.00	\$147,271.73	\$0.00	\$1,056,668.51
6140	División de terrenos y construcción de obra	\$0.00	\$1,047,616.22	\$1,047,616.22	\$0.00	\$0.00	\$0.00	\$0.00	\$0.00	\$0.00	\$0.00	\$0.00	\$0.00	\$529,147.05	\$180,237.39	\$338,231.78
6141	División de terrenos y construcción de obra	\$0.00	\$1,047,616.22	\$1,047,616.22	\$0.00	\$0.00	\$0.00	\$0.00	\$0.00	\$0.00	\$0.00	\$0.00	\$0.00	\$529,147.05	\$180,237.39	\$338,231.78
6150	Construcción de vías de comunicación	\$0.00	\$1,492,281.91	\$1,492,281.91	\$0.00	\$0.00	\$0.00	\$0.00	\$0.00	\$0.00	\$0.00	\$0.00	\$0.00	\$0.00	\$0.00	\$1,492,281.91
6151	Construcción de vías de comunicación	\$0.00	\$1,492,281.91	\$1,492,281.91	\$0.00	\$0.00	\$0.00	\$0.00	\$0.00	\$0.00	\$0.00	\$0.00	\$0.00	\$0.00	\$0.00	\$1,492,281.91
9000	DEUDA PÚBLICA	\$300,000.00	\$0.00	\$300,000.00	\$25,000.00	\$25,000.00	\$25,000.00	\$25,000.00	\$25,000.00	\$25,000.00	\$25,000.00	\$25,000.00	\$25,000.00	\$25,000.00	\$25,000.00	\$25,000.00
9900	ADEUDOS DE EJERCICIOS FISCALES ANTERIORES	\$300,000.00	\$0.00	\$300,000.00	\$25,000.00	\$25,000.00	\$25,000.00	\$25,000.00	\$25,000.00	\$25,000.00	\$25,000.00	\$25,000.00	\$25,000.00	\$25,000.00	\$25,000.00	\$25,000.00
9910	ADEFAS	\$300,000.00	\$0.00	\$300,000.00	\$25,000.00	\$25,000.00	\$25,000.00	\$25,000.00	\$25,000.00	\$25,000.00	\$25,000.00	\$25,000.00	\$25,000.00	\$25,000.00	\$25,000.00	\$25,000.00
9911	ADEFAS	\$300,000.00	\$0.00	\$300,000.00	\$25,000.00	\$25,000.00	\$25,000.00	\$25,000.00	\$25,000.00	\$25,000.00	\$25,000.00	\$25,000.00	\$25,000.00	\$25,000.00	\$25,000.00	\$25,000.00
Total		\$28,210,850.00	-\$338,175.40	\$27,872,674.60	\$2,322,722.88	\$2,322,722.88	\$2,322,722.88	\$2,322,722.88	\$2,322,722.88	\$2,322,722.88	\$2,322,722.88	\$2,322,722.88	\$2,322,722.88	\$2,322,722.88	\$2,322,722.88	\$2,322,722.92



Usr: supervisor
 Rep: rptAnálisisPresupuestoEgresosDisponibles

MUNICIPIO DE MAMA

Estado de Yucatán

Estado Analítico del Ejercicio del Presupuesto Disponible por Capítulo del Gasto

Del 01/oct/2023 Al 31/dic/2023

Fecha y 21/may/2024

hora de Impresión 02:49 p.m.

Objeto del Gasto	Presupuesto Aprobado	Ampliaciones/Reducciones	Presupuesto Vigente	Ene	Feb	Mar	Abr	May	Jun	Jul	Ago	Sep	Oct	Nov	Dic
------------------	----------------------	--------------------------	---------------------	-----	-----	-----	-----	-----	-----	-----	-----	-----	-----	-----	-----

 C. MARIA INES PACHECO POOT
 PRESIDENTA MUNICIPAL

 C.MANUEL JESUS COOT MAAY
 TESORERO MUNICIPAL

 C.LAURO GERMAN CANCHÉ MARIN
 SINDICO MUNICIPAL

 LIC. FATIMA DEL ROSARIO ARCE RAVELL
 SECRETARIA MUNICIPAL