

Usr: super_usuario
 Rep: rptAnálisisPresupuestoEgresos

MUNICIPIO DE MAMA

Estado de Yucatán

Análítico Mensual de Egresos Pagados por Capítulo del Gasto al 31/dic/2023


(Cuentas con Movimientos)

(Cifras en pesos y centavos)

Fecha y 21/may/2024

hora de Impresión 02:46 p.m.

Objeto del Gasto	Presupuesto Vigente	Ene	Feb	Mar	Abr	May	Jun	Jul	Ago	Sep	Oct	Nov	Dic	Total	Diferencia (Vigente - Total)
1000 SERVICIOS PERSONALES	\$6,051,773.27	\$419,187.10	\$473,106.53	\$483,007.48	\$475,693.46	\$479,456.30	\$496,075.72	\$488,347.86	\$482,347.86	\$482,347.86	\$480,648.67	\$482,134.18	\$809,420.25	\$6,051,773.27	\$0.00
1100 REMUNERACIONES AL PERSONAL DE C.	\$5,759,834.43	\$419,187.10	\$473,106.53	\$474,073.38	\$475,693.46	\$479,456.30	\$496,075.72	\$488,347.86	\$482,347.86	\$482,347.86	\$480,648.67	\$482,134.18	\$526,415.51	\$5,759,834.43	\$0.00
1110 Dietas	\$1,310,831.84	\$102,203.98	\$109,875.26	\$109,875.26	\$109,875.26	\$109,875.26	\$109,875.26	\$109,875.26	\$109,875.26	\$109,875.26	\$109,875.26	\$109,875.26	\$109,875.26	\$1,310,831.84	\$0.00
1111 Dietas	\$1,310,831.84	\$102,203.98	\$109,875.26	\$109,875.26	\$109,875.26	\$109,875.26	\$109,875.26	\$109,875.26	\$109,875.26	\$109,875.26	\$109,875.26	\$109,875.26	\$109,875.26	\$1,310,831.84	\$0.00
1130 Sueldos base al personal permanente	\$4,449,002.59	\$316,983.12	\$363,231.27	\$364,198.12	\$365,818.20	\$369,581.04	\$386,200.46	\$378,472.60	\$372,472.60	\$372,472.60	\$370,773.41	\$372,258.92	\$416,540.25	\$4,449,002.59	\$0.00
1131 Sueldos al personal de base	\$4,449,002.59	\$316,983.12	\$363,231.27	\$364,198.12	\$365,818.20	\$369,581.04	\$386,200.46	\$378,472.60	\$372,472.60	\$372,472.60	\$370,773.41	\$372,258.92	\$416,540.25	\$4,449,002.59	\$0.00
1300 REMUNERACIONES ADICIONALES Y ESP	\$291,938.84	\$0.00	\$0.00	\$8,934.10	\$0.00	\$0.00	\$0.00	\$0.00	\$0.00	\$0.00	\$0.00	\$0.00	\$283,004.74	\$291,938.84	\$0.00
1310 Primas por años de servicios efectivos pres	\$2,555.35	\$0.00	\$0.00	\$2,555.35	\$0.00	\$0.00	\$0.00	\$0.00	\$0.00	\$0.00	\$0.00	\$0.00	\$0.00	\$2,555.35	\$0.00
1312 Pago de prima de antigüedad	\$2,555.35	\$0.00	\$0.00	\$2,555.35	\$0.00	\$0.00	\$0.00	\$0.00	\$0.00	\$0.00	\$0.00	\$0.00	\$0.00	\$2,555.35	\$0.00
1320 Primas de vacaciones, dominical y gratificar	\$289,383.49	\$0.00	\$0.00	\$6,378.75	\$0.00	\$0.00	\$0.00	\$0.00	\$0.00	\$0.00	\$0.00	\$0.00	\$283,004.74	\$289,383.49	\$0.00
1321 Prima vacacional y dominical	\$4,895.12	\$0.00	\$0.00	\$4,895.12	\$0.00	\$0.00	\$0.00	\$0.00	\$0.00	\$0.00	\$0.00	\$0.00	\$0.00	\$4,895.12	\$0.00
1322 Gratificación de fin de año	\$284,488.37	\$0.00	\$0.00	\$1,483.63	\$0.00	\$0.00	\$0.00	\$0.00	\$0.00	\$0.00	\$0.00	\$0.00	\$283,004.74	\$284,488.37	\$0.00
2000 MATERIALES Y SUMINISTROS	\$2,664,597.69	\$35,693.75	\$201,428.68	\$211,558.92	\$224,490.13	\$241,230.51	\$227,126.56	\$210,239.89	\$199,629.35	\$339,149.24	\$211,177.73	\$195,693.00	\$365,705.70	\$2,663,123.46	\$1,474.23
2100 MATERIALES DE ADMINISTRACIÓN, EMIS	\$32,058.67	\$1,594.99	\$2,545.00	\$5,694.57	\$418.00	\$4,117.75	\$2,121.00	\$1,174.02	\$1,063.73	\$8,861.25	\$888.00	\$3,120.36	\$460.00	\$32,058.67	\$0.00
2110 Materiales, útiles y equipos menores de ofic	\$20,997.32	\$621.00	\$2,065.00	\$3,712.00	\$418.00	\$4,117.75	\$1,325.00	\$0.00	\$465.91	\$4,612.30	\$888.00	\$2,312.36	\$460.00	\$20,997.32	\$0.00
2111 Materiales, útiles y equipos menores de ofic	\$20,997.32	\$621.00	\$2,065.00	\$3,712.00	\$418.00	\$4,117.75	\$1,325.00	\$0.00	\$465.91	\$4,612.30	\$888.00	\$2,312.36	\$460.00	\$20,997.32	\$0.00
2140 Materiales, útiles y equipos menores de tec	\$2,084.00	\$0.00	\$480.00	\$0.00	\$0.00	\$0.00	\$796.00	\$0.00	\$0.00	\$0.00	\$0.00	\$808.00	\$0.00	\$2,084.00	\$0.00
2141 Materiales, útiles y equipos menores de tec	\$2,084.00	\$0.00	\$480.00	\$0.00	\$0.00	\$0.00	\$796.00	\$0.00	\$0.00	\$0.00	\$0.00	\$808.00	\$0.00	\$2,084.00	\$0.00
2160 Material de limpieza	\$8,977.35	\$973.99	\$0.00	\$1,982.57	\$0.00	\$0.00	\$0.00	\$1,174.02	\$597.82	\$4,248.95	\$0.00	\$0.00	\$0.00	\$8,977.35	\$0.00
2161 Material de limpieza	\$8,977.35	\$973.99	\$0.00	\$1,982.57	\$0.00	\$0.00	\$0.00	\$1,174.02	\$597.82	\$4,248.95	\$0.00	\$0.00	\$0.00	\$8,977.35	\$0.00
2200 ALIMENTOS Y UTENSILIOS	\$177,463.64	\$12,134.29	\$9,240.51	\$12,774.58	\$22,812.06	\$14,327.61	\$14,227.03	\$12,990.00	\$16,019.34	\$9,549.49	\$22,727.54	\$18,605.20	\$12,055.99	\$177,463.64	\$0.00
2210 Productos alimenticios para personas	\$176,552.14	\$12,029.29	\$9,240.51	\$12,774.58	\$22,005.56	\$14,327.61	\$14,227.03	\$12,990.00	\$16,019.34	\$9,549.49	\$22,727.54	\$18,605.20	\$12,055.99	\$176,552.14	\$0.00
2211 Productos alimenticios para personas	\$176,552.14	\$12,029.29	\$9,240.51	\$12,774.58	\$22,005.56	\$14,327.61	\$14,227.03	\$12,990.00	\$16,019.34	\$9,549.49	\$22,727.54	\$18,605.20	\$12,055.99	\$176,552.14	\$0.00
2230 Utensilios para el servicio de alimentación	\$911.50	\$105.00	\$0.00	\$0.00	\$806.50	\$0.00	\$0.00	\$0.00	\$0.00	\$0.00	\$0.00	\$0.00	\$0.00	\$911.50	\$0.00
2231 Utensilios para el servicio de alimentación	\$911.50	\$105.00	\$0.00	\$0.00	\$806.50	\$0.00	\$0.00	\$0.00	\$0.00	\$0.00	\$0.00	\$0.00	\$0.00	\$911.50	\$0.00
2400 MATERIALES Y ARTÍCULOS DE CONSTRU	\$299,795.55	\$0.00	\$21,924.70	\$49,362.37	\$32,471.62	\$73,717.64	\$10,825.49	\$27,773.87	\$24,523.08	\$1,588.00	\$24,483.47	\$17,981.05	\$15,144.26	\$299,795.55	\$0.00
2410 Productos minerales no metálicos	\$13,028.13	\$0.00	\$0.00	\$0.00	\$0.00	\$13,028.13	\$0.00	\$0.00	\$0.00	\$0.00	\$0.00	\$0.00	\$0.00	\$13,028.13	\$0.00
2411 Productos minerales no metálicos	\$13,028.13	\$0.00	\$0.00	\$0.00	\$0.00	\$13,028.13	\$0.00	\$0.00	\$0.00	\$0.00	\$0.00	\$0.00	\$0.00	\$13,028.13	\$0.00
2420 Cemento y productos de concreto	\$10,269.84	\$0.00	\$0.00	\$0.00	\$0.00	\$10,269.84	\$0.00	\$0.00	\$0.00	\$0.00	\$0.00	\$0.00	\$0.00	\$10,269.84	\$0.00
2421 Cemento y productos de concreto	\$10,269.84	\$0.00	\$0.00	\$0.00	\$0.00	\$10,269.84	\$0.00	\$0.00	\$0.00	\$0.00	\$0.00	\$0.00	\$0.00	\$10,269.84	\$0.00
2430 Cal, yeso y productos de yeso	\$1,274.90	\$0.00	\$0.00	\$0.00	\$0.00	\$1,274.90	\$0.00	\$0.00	\$0.00	\$0.00	\$0.00	\$0.00	\$0.00	\$1,274.90	\$0.00
2431 Cal, yeso y productos de yeso	\$1,274.90	\$0.00	\$0.00	\$0.00	\$0.00	\$1,274.90	\$0.00	\$0.00	\$0.00	\$0.00	\$0.00	\$0.00	\$0.00	\$1,274.90	\$0.00
2460 Material eléctrico y electrónico	\$241,891.97	\$0.00	\$9,573.98	\$44,216.46	\$26,737.22	\$47,514.82	\$10,736.19	\$27,374.85	\$21,963.08	\$1,450.00	\$23,386.75	\$15,566.96	\$13,371.66	\$241,891.97	\$0.00
2461 Material eléctrico y electrónico	\$241,891.97	\$0.00	\$9,573.98	\$44,216.46	\$26,737.22	\$47,514.82	\$10,736.19	\$27,374.85	\$21,963.08	\$1,450.00	\$23,386.75	\$15,566.96	\$13,371.66	\$241,891.97	\$0.00
2470 Artículos metálicos para la construcción	\$1,629.95	\$0.00	\$0.00	\$0.00	\$0.00	\$1,629.95	\$0.00	\$0.00	\$0.00	\$0.00	\$0.00	\$0.00	\$0.00	\$1,629.95	\$0.00
2471 Artículos metálicos para la construcción	\$1,629.95	\$0.00	\$0.00	\$0.00	\$0.00	\$1,629.95	\$0.00	\$0.00	\$0.00	\$0.00	\$0.00	\$0.00	\$0.00	\$1,629.95	\$0.00
2490 Otros materiales y artículos de construcción	\$31,700.76	\$0.00	\$12,350.72	\$5,145.91	\$5,734.40	\$0.00	\$89.30	\$399.02	\$2,560.00	\$138.00	\$1,096.72	\$2,414.09	\$1,772.60	\$31,700.76	\$0.00
2491 Otros materiales y artículos de construcción	\$31,700.76	\$0.00	\$12,350.72	\$5,145.91	\$5,734.40	\$0.00	\$89.30	\$399.02	\$2,560.00	\$138.00	\$1,096.72	\$2,414.09	\$1,772.60	\$31,700.76	\$0.00
2500 PRODUCTOS QUÍMICOS, FARMACÉUTIC	\$107,876.90	\$8,875.58	\$5,506.45	\$3,625.77	\$1,184.00	\$9,671.64	\$10,799.40	\$11,210.50	\$4,298.50	\$26,916.94	\$17,529.62	\$8,258.50	\$0.00	\$107,876.90	\$0.00
2520 Fertilizantes, pesticidas y otros agroquímico	\$47,566.52	\$3,613.82	\$0.00	\$0.00	\$0.00	\$0.00	\$10,799.40	\$6,912.00	\$0.00	\$16,324.80	\$5,956.50	\$3,960.00	\$0.00	\$47,566.52	\$0.00




Usr: super_usuario
 Rep: rpt_Analitico_Mensual_Egresos

MUNICIPIO DE MAMA
Estado de Yucatán
Análítico Mensual de Egresos Pagados por Capítulo del Gasto al 31/dic/2023
(Cuentas con Movimientos)
 (Cifras en pesos y centavos)

Fecha y hora de Impresión | 21/may/2024
 02:46 p.m.

Objeto del Gasto		Presupuesto Vigente	Ene	Feb	Mar	Abr	May	Jun	Jul	Ago	Sep	Oct	Nov	Dic	Total	Diferencia (Vigente - Total)
2521	Fertilizantes, pesticidas y otros agroquímico	\$47,566.52	\$3,613.82	\$0.00	\$0.00	\$0.00	\$0.00	\$10,799.40	\$6,912.00	\$0.00	\$16,324.80	\$5,956.50	\$3,960.00	\$0.00	\$47,566.52	\$0.00
2530	Medicinas y productos farmacéuticos	\$10,743.99	\$0.00	\$846.04	\$518.83	\$1,184.00	\$0.00	\$0.00	\$0.00	\$0.00	\$920.50	\$7,274.62	\$0.00	\$0.00	\$10,743.99	\$0.00
2531	Medicinas y productos farmacéuticos	\$10,743.99	\$0.00	\$846.04	\$518.83	\$1,184.00	\$0.00	\$0.00	\$0.00	\$0.00	\$920.50	\$7,274.62	\$0.00	\$0.00	\$10,743.99	\$0.00
2590	Otros productos químicos	\$49,566.39	\$5,261.76	\$4,660.41	\$3,106.94	\$0.00	\$9,671.64	\$0.00	\$4,298.50	\$4,298.50	\$9,671.64	\$4,298.50	\$4,298.50	\$0.00	\$49,566.39	\$0.00
2591	Otros productos químicos	\$49,566.39	\$5,261.76	\$4,660.41	\$3,106.94	\$0.00	\$9,671.64	\$0.00	\$4,298.50	\$4,298.50	\$9,671.64	\$4,298.50	\$4,298.50	\$0.00	\$49,566.39	\$0.00
2600	COMBUSTIBLES, LUBRICANTES Y ADITIV	\$1,726,762.84	\$0.00	\$154,660.69	\$125,736.63	\$142,770.19	\$125,760.93	\$160,944.46	\$143,148.30	\$145,319.87	\$251,221.63	\$97,860.85	\$104,217.49	\$273,647.57	\$1,725,288.61	\$1,474.23
2610	Combustibles, lubricantes y aditivos	\$1,726,762.84	\$0.00	\$154,660.69	\$125,736.63	\$142,770.19	\$125,760.93	\$160,944.46	\$143,148.30	\$145,319.87	\$251,221.63	\$97,860.85	\$104,217.49	\$273,647.57	\$1,725,288.61	\$1,474.23
2611	Combustible	\$1,685,924.44	\$0.00	\$154,660.69	\$123,683.78	\$139,650.25	\$120,436.53	\$155,506.93	\$141,280.70	\$137,687.50	\$247,089.57	\$93,038.80	\$104,217.49	\$267,197.97	\$1,684,450.21	\$1,474.23
2612	Lubricantes y aditivos	\$40,838.40	\$0.00	\$0.00	\$2,052.85	\$3,119.94	\$5,324.40	\$5,437.53	\$1,867.60	\$7,632.37	\$4,132.06	\$4,822.05	\$0.00	\$6,449.60	\$40,838.40	\$0.00
2700	VESTUARIO, BLANCOS, PRENDAS DE PR	\$102,622.06	\$4,882.38	\$3,573.64	\$133.40	\$0.00	\$5,428.80	\$6,930.03	\$4,570.40	\$0.00	\$1,848.00	\$20,880.00	\$27,092.21	\$27,283.20	\$102,622.06	\$0.00
2710	Vestuario y uniformes	\$69,409.05	\$0.00	\$0.00	\$133.40	\$0.00	\$5,428.80	\$1,810.05	\$2,714.40	\$0.00	\$0.00	\$20,880.00	\$11,159.20	\$27,283.20	\$69,409.05	\$0.00
2711	Vestuario y uniformes	\$69,409.05	\$0.00	\$0.00	\$133.40	\$0.00	\$5,428.80	\$1,810.05	\$2,714.40	\$0.00	\$0.00	\$20,880.00	\$11,159.20	\$27,283.20	\$69,409.05	\$0.00
2720	Prendas de seguridad y protección persona	\$4,882.38	\$4,882.38	\$0.00	\$0.00	\$0.00	\$0.00	\$0.00	\$0.00	\$0.00	\$0.00	\$0.00	\$0.00	\$0.00	\$4,882.38	\$0.00
2721	Prendas de seguridad y protección persona	\$4,882.38	\$4,882.38	\$0.00	\$0.00	\$0.00	\$0.00	\$0.00	\$0.00	\$0.00	\$0.00	\$0.00	\$0.00	\$0.00	\$4,882.38	\$0.00
2730	Artículos deportivos	\$28,330.63	\$0.00	\$3,573.64	\$0.00	\$0.00	\$0.00	\$5,119.98	\$1,856.00	\$0.00	\$1,848.00	\$0.00	\$15,933.01	\$0.00	\$28,330.63	\$0.00
2731	Artículos deportivos	\$28,330.63	\$0.00	\$3,573.64	\$0.00	\$0.00	\$0.00	\$5,119.98	\$1,856.00	\$0.00	\$1,848.00	\$0.00	\$15,933.01	\$0.00	\$28,330.63	\$0.00
2800	MATERIALES Y SUMINISTROS PARA SEG	\$1,894.96	\$0.00	\$0.00	\$0.00	\$0.00	\$0.00	\$0.00	\$0.00	\$0.00	\$0.00	\$0.00	\$0.00	\$1,894.96	\$1,894.96	\$0.00
2820	Materiales de seguridad pública	\$1,894.96	\$0.00	\$0.00	\$0.00	\$0.00	\$0.00	\$0.00	\$0.00	\$0.00	\$0.00	\$0.00	\$0.00	\$1,894.96	\$1,894.96	\$0.00
2821	Materiales de seguridad pública	\$1,894.96	\$0.00	\$0.00	\$0.00	\$0.00	\$0.00	\$0.00	\$0.00	\$0.00	\$0.00	\$0.00	\$0.00	\$1,894.96	\$1,894.96	\$0.00
2900	HERRAMIENTAS, REFACCIONES Y ACCE	\$216,123.07	\$8,206.51	\$3,977.69	\$14,231.60	\$24,834.26	\$8,206.14	\$21,279.15	\$9,372.80	\$8,404.83	\$39,163.93	\$26,808.25	\$16,418.19	\$35,219.72	\$216,123.07	\$0.00
2910	Herramientas menores	\$4,774.22	\$446.50	\$935.59	\$884.06	\$0.00	\$2,108.08	\$0.00	\$0.00	\$0.00	\$0.00	\$0.00	\$399.99	\$0.00	\$4,774.22	\$0.00
2911	Herramientas menores	\$4,774.22	\$446.50	\$935.59	\$884.06	\$0.00	\$2,108.08	\$0.00	\$0.00	\$0.00	\$0.00	\$0.00	\$399.99	\$0.00	\$4,774.22	\$0.00
2930	Refacciones y accesorios menores de mobi	\$17,879.10	\$0.00	\$2,897.10	\$1,949.00	\$4,890.00	\$0.00	\$8,143.00	\$0.00	\$0.00	\$0.00	\$0.00	\$0.00	\$0.00	\$17,879.10	\$0.00
2931	Refacciones y accesorios menores de mobi	\$17,879.10	\$0.00	\$2,897.10	\$1,949.00	\$4,890.00	\$0.00	\$8,143.00	\$0.00	\$0.00	\$0.00	\$0.00	\$0.00	\$0.00	\$17,879.10	\$0.00
2960	Refacciones y accesorios menores de equi	\$182,370.87	\$7,760.01	\$145.00	\$11,398.54	\$19,944.26	\$4,543.20	\$13,136.15	\$9,372.80	\$7,954.82	\$39,163.93	\$17,714.24	\$16,018.20	\$35,219.72	\$182,370.87	\$0.00
2961	Refacciones y accesorios menores de equi	\$182,370.87	\$7,760.01	\$145.00	\$11,398.54	\$19,944.26	\$4,543.20	\$13,136.15	\$9,372.80	\$7,954.82	\$39,163.93	\$17,714.24	\$16,018.20	\$35,219.72	\$182,370.87	\$0.00
2980	Refacciones y accesorios menores de maq	\$11,098.88	\$0.00	\$0.00	\$0.00	\$0.00	\$1,554.86	\$0.00	\$0.00	\$450.01	\$0.00	\$9,094.01	\$0.00	\$0.00	\$11,098.88	\$0.00
2981	Refacciones y accesorios menores de maq	\$11,098.88	\$0.00	\$0.00	\$0.00	\$0.00	\$1,554.86	\$0.00	\$0.00	\$450.01	\$0.00	\$9,094.01	\$0.00	\$0.00	\$11,098.88	\$0.00
3000	SERVICIOS GENERALES	\$5,034,306.57	\$294,748.41	\$367,195.98	\$317,027.94	\$309,479.07	\$500,229.13	\$281,679.86	\$407,326.71	\$841,099.97	\$428,501.55	\$270,760.04	\$523,594.84	\$492,663.07	\$5,034,306.57	\$0.00
3100	SERVICIOS BÁSICOS	\$1,721,800.00	\$122,250.00	\$93,711.00	\$192,828.00	\$148,250.00	\$117,823.00	\$165,622.00	\$134,780.00	\$159,031.00	\$166,201.00	\$144,026.00	\$125,283.00	\$151,995.00	\$1,721,800.00	\$0.00
3110	Energía eléctrica	\$1,688,040.00	\$122,250.00	\$92,899.00	\$163,128.00	\$148,250.00	\$117,417.00	\$165,216.00	\$134,374.00	\$158,625.00	\$165,795.00	\$143,620.00	\$124,877.00	\$151,589.00	\$1,688,040.00	\$0.00
3111	Energía eléctrica	\$1,688,040.00	\$122,250.00	\$92,899.00	\$163,128.00	\$148,250.00	\$117,417.00	\$165,216.00	\$134,374.00	\$158,625.00	\$165,795.00	\$143,620.00	\$124,877.00	\$151,589.00	\$1,688,040.00	\$0.00
3170	Servicios de acceso de Internet, redes y prc	\$33,760.00	\$0.00	\$812.00	\$29,700.00	\$0.00	\$406.00	\$406.00	\$406.00	\$406.00	\$406.00	\$406.00	\$406.00	\$406.00	\$33,760.00	\$0.00
3171	Servicios de acceso de Internet, redes y prc	\$33,760.00	\$0.00	\$812.00	\$29,700.00	\$0.00	\$406.00	\$406.00	\$406.00	\$406.00	\$406.00	\$406.00	\$406.00	\$406.00	\$33,760.00	\$0.00
3200	SERVICIOS DE ARRENDAMIENTO	\$116,000.00	\$0.00	\$0.00	\$33,408.00	\$0.00	\$0.00	\$0.00	\$0.00	\$0.00	\$0.00	\$0.00	\$0.00	\$82,592.00	\$116,000.00	\$0.00
3250	Arrendamiento de equipo de transporte	\$82,592.00	\$0.00	\$0.00	\$0.00	\$0.00	\$0.00	\$0.00	\$0.00	\$0.00	\$0.00	\$0.00	\$0.00	\$82,592.00	\$82,592.00	\$0.00
3251	Arrendamiento de equipo de transporte	\$82,592.00	\$0.00	\$0.00	\$0.00	\$0.00	\$0.00	\$0.00	\$0.00	\$0.00	\$0.00	\$0.00	\$0.00	\$82,592.00	\$82,592.00	\$0.00
3260	Arrendamiento de maquinaria, otros equipo:	\$33,408.00	\$0.00	\$0.00	\$33,408.00	\$0.00	\$0.00	\$0.00	\$0.00	\$0.00	\$0.00	\$0.00	\$0.00	\$0.00	\$33,408.00	\$0.00
3261	Arrendamiento de maquinaria, otros equipo:	\$33,408.00	\$0.00	\$0.00	\$33,408.00	\$0.00	\$0.00	\$0.00	\$0.00	\$0.00	\$0.00	\$0.00	\$0.00	\$0.00	\$33,408.00	\$0.00
3300	SERVICIOS PROFESIONALES, CIENTÍFIC	\$821,271.36	\$43,500.01	\$45,500.02	\$68,041.14	\$45,500.02	\$45,500.02	\$45,500.02	\$59,500.02	\$96,540.02	\$45,500.02	\$45,500.02	\$104,660.02	\$176,030.03	\$821,271.36	\$0.00




Ustr: supervisor
 Rep: rptAnálisis Mensual de Egresos

MUNICIPIO DE MAMA
Estado de Yucatán
Análítico Mensual de Egresos Pagados por Capítulo del Gasto al 31/dic/2023
(Cuentas con Movimientos)
 (Cifras en pesos y centavos)

Fecha y | 21/may/2024
 hora de Impresión | 02:46 p.m.

Objeto del Gasto		Presupuesto Vigente	Ene	Feb	Mar	Abr	May	Jun	Jul	Ago	Sep	Oct	Nov	Dic	Total	Diferencia (Vigente - Total)
3310	Servicios legales, de contabilidad, auditoría	\$744,130.24	\$43,500.01	\$45,500.02	\$45,500.02	\$45,500.02	\$45,500.02	\$45,500.02	\$45,500.02	\$96,540.02	\$45,500.02	\$45,500.02	\$64,060.02	\$176,030.03	\$744,130.24	\$0.00
3311	Servicios legales, de contabilidad, auditoría	\$744,130.24	\$43,500.01	\$45,500.02	\$45,500.02	\$45,500.02	\$45,500.02	\$45,500.02	\$45,500.02	\$96,540.02	\$45,500.02	\$45,500.02	\$64,060.02	\$176,030.03	\$744,130.24	\$0.00
3320	Servicios de diseño, arquitectura, ingeniería	\$40,600.00	\$0.00	\$0.00	\$0.00	\$0.00	\$0.00	\$0.00	\$0.00	\$0.00	\$0.00	\$0.00	\$40,600.00	\$0.00	\$40,600.00	\$0.00
3321	Servicios de diseño, arquitectura, ingeniería	\$40,600.00	\$0.00	\$0.00	\$0.00	\$0.00	\$0.00	\$0.00	\$0.00	\$0.00	\$0.00	\$0.00	\$40,600.00	\$0.00	\$40,600.00	\$0.00
3330	Servicios de consultoría administrativa, proc	\$14,000.00	\$0.00	\$0.00	\$0.00	\$0.00	\$0.00	\$0.00	\$14,000.00	\$0.00	\$0.00	\$0.00	\$0.00	\$0.00	\$14,000.00	\$0.00
3332	Servicios de mantenimiento de aplicaciones	\$14,000.00	\$0.00	\$0.00	\$0.00	\$0.00	\$0.00	\$0.00	\$14,000.00	\$0.00	\$0.00	\$0.00	\$0.00	\$0.00	\$14,000.00	\$0.00
3360	Servicios de apoyo administrativo, fotocopia	\$22,541.12	\$0.00	\$0.00	\$22,541.12	\$0.00	\$0.00	\$0.00	\$0.00	\$0.00	\$0.00	\$0.00	\$0.00	\$0.00	\$22,541.12	\$0.00
3361	Servicios de apoyo administrativo, traducció	\$22,541.12	\$0.00	\$0.00	\$22,541.12	\$0.00	\$0.00	\$0.00	\$0.00	\$0.00	\$0.00	\$0.00	\$0.00	\$0.00	\$22,541.12	\$0.00
3400	SERVICIOS FINANCIEROS, BANCARIOS Y	\$33,157.07	\$1,610.37	\$1,258.48	\$1,339.39	\$1,365.61	\$1,397.85	\$1,395.77	\$8,315.34	\$2,148.23	\$1,470.06	\$1,392.17	\$1,385.27	\$10,078.53	\$33,157.07	\$0.00
3410	Servicios financieros y bancarios	\$17,640.61	\$1,610.37	\$1,258.48	\$1,339.39	\$1,365.61	\$1,397.85	\$1,395.77	\$1,415.81	\$2,148.23	\$1,470.06	\$1,392.17	\$1,385.27	\$1,461.60	\$17,640.61	\$0.00
3412	Comisiones	\$17,640.61	\$1,610.37	\$1,258.48	\$1,339.39	\$1,365.61	\$1,397.85	\$1,395.77	\$1,415.81	\$2,148.23	\$1,470.06	\$1,392.17	\$1,385.27	\$1,461.60	\$17,640.61	\$0.00
3450	Seguro de bienes patrimoniales	\$15,516.46	\$0.00	\$0.00	\$0.00	\$0.00	\$0.00	\$0.00	\$6,899.53	\$0.00	\$0.00	\$0.00	\$0.00	\$8,616.93	\$15,516.46	\$0.00
3451	Seguro de bienes patrimoniales	\$15,516.46	\$0.00	\$0.00	\$0.00	\$0.00	\$0.00	\$0.00	\$6,899.53	\$0.00	\$0.00	\$0.00	\$0.00	\$8,616.93	\$15,516.46	\$0.00
3500	SERVICIOS DE INSTALACIÓN, REPARACI	\$182,024.91	\$2,780.00	\$5,695.60	\$1,682.00	\$8,004.00	\$17,574.00	\$8,108.40	\$46,187.27	\$34,974.00	\$17,231.64	\$19,372.00	\$9,860.00	\$10,556.00	\$182,024.91	\$0.00
3510	Conservación y mantenimiento menor de in	\$103,874.07	\$0.00	\$0.00	\$0.00	\$0.00	\$0.00	\$0.00	\$45,120.07	\$34,974.00	\$0.00	\$13,920.00	\$9,860.00	\$0.00	\$103,874.07	\$0.00
3511	Conservación y mantenimiento menor de in	\$103,874.07	\$0.00	\$0.00	\$0.00	\$0.00	\$0.00	\$0.00	\$45,120.07	\$34,974.00	\$0.00	\$13,920.00	\$9,860.00	\$0.00	\$103,874.07	\$0.00
3520	Instalación, reparación y mantenimiento de	\$1,392.00	\$0.00	\$0.00	\$0.00	\$1,392.00	\$0.00	\$0.00	\$0.00	\$0.00	\$0.00	\$0.00	\$0.00	\$0.00	\$1,392.00	\$0.00
3521	Instalación, reparación y mantenimiento de	\$1,392.00	\$0.00	\$0.00	\$0.00	\$1,392.00	\$0.00	\$0.00	\$0.00	\$0.00	\$0.00	\$0.00	\$0.00	\$0.00	\$1,392.00	\$0.00
3550	Reparación y mantenimiento de equipo de t	\$76,758.84	\$2,780.00	\$5,695.60	\$1,682.00	\$6,612.00	\$17,574.00	\$8,108.40	\$1,067.20	\$0.00	\$17,231.64	\$5,452.00	\$0.00	\$10,556.00	\$76,758.84	\$0.00
3551	Reparación y mantenimiento de equipo de t	\$76,758.84	\$2,780.00	\$5,695.60	\$1,682.00	\$6,612.00	\$17,574.00	\$8,108.40	\$1,067.20	\$0.00	\$17,231.64	\$5,452.00	\$0.00	\$10,556.00	\$76,758.84	\$0.00
3600	SERVICIOS DE COMUNICACIÓN SOCIAL	\$106,005.44	\$0.00	\$39,440.00	\$0.00	\$0.00	\$0.00	\$5,475.20	\$0.00	\$58,000.00	\$0.00	\$0.00	\$3,090.24	\$0.00	\$106,005.44	\$0.00
3610	Difusión por radio, televisión y otros medios	\$106,005.44	\$0.00	\$39,440.00	\$0.00	\$0.00	\$0.00	\$5,475.20	\$0.00	\$58,000.00	\$0.00	\$0.00	\$3,090.24	\$0.00	\$106,005.44	\$0.00
3611	Gastos de difusión e información	\$106,005.44	\$0.00	\$39,440.00	\$0.00	\$0.00	\$0.00	\$5,475.20	\$0.00	\$58,000.00	\$0.00	\$0.00	\$3,090.24	\$0.00	\$106,005.44	\$0.00
3700	SERVICIOS DE TRASLADO Y VIÁTICOS	\$2,268.98	\$0.00	\$0.00	\$0.00	\$0.00	\$0.00	\$0.00	\$0.00	\$0.00	\$0.00	\$866.11	\$1,402.87	\$0.00	\$2,268.98	\$0.00
3750	Viáticos en el país	\$2,268.98	\$0.00	\$0.00	\$0.00	\$0.00	\$0.00	\$0.00	\$0.00	\$0.00	\$0.00	\$866.11	\$1,402.87	\$0.00	\$2,268.98	\$0.00
3751	Viáticos en el país	\$2,268.98	\$0.00	\$0.00	\$0.00	\$0.00	\$0.00	\$0.00	\$0.00	\$0.00	\$0.00	\$866.11	\$1,402.87	\$0.00	\$2,268.98	\$0.00
3800	SERVICIOS OFICIALES	\$1,612,565.22	\$70,897.03	\$160,000.01	\$454.00	\$46,291.80	\$302,373.50	\$31,060.90	\$107,227.74	\$442,412.93	\$170,806.53	\$9,571.99	\$236,265.24	\$35,203.55	\$1,612,565.22	\$0.00
3820	Gastos de orden social y cultural	\$1,611,477.22	\$70,897.03	\$160,000.01	\$454.00	\$46,291.80	\$302,373.50	\$29,972.90	\$107,227.74	\$442,412.93	\$170,806.53	\$9,571.99	\$236,265.24	\$35,203.55	\$1,611,477.22	\$0.00
3821	Gastos de orden social y cultural	\$1,611,477.22	\$70,897.03	\$160,000.01	\$454.00	\$46,291.80	\$302,373.50	\$29,972.90	\$107,227.74	\$442,412.93	\$170,806.53	\$9,571.99	\$236,265.24	\$35,203.55	\$1,611,477.22	\$0.00
3850	Gastos de representación	\$1,088.00	\$0.00	\$0.00	\$0.00	\$0.00	\$0.00	\$1,088.00	\$0.00	\$0.00	\$0.00	\$0.00	\$0.00	\$0.00	\$1,088.00	\$0.00
3851	Gastos de representación	\$1,088.00	\$0.00	\$0.00	\$0.00	\$0.00	\$0.00	\$1,088.00	\$0.00	\$0.00	\$0.00	\$0.00	\$0.00	\$0.00	\$1,088.00	\$0.00
3900	OTROS SERVICIOS GENERALES	\$439,213.59	\$53,711.00	\$21,590.87	\$19,275.41	\$60,067.64	\$15,560.76	\$24,517.57	\$51,316.34	\$47,993.79	\$27,292.30	\$50,031.75	\$41,648.20	\$26,207.96	\$439,213.59	\$0.00
3910	Servicios funerarios y de cementerios	\$110,940.02	\$0.00	\$8,600.00	\$4,640.00	\$9,600.00	\$0.00	\$9,600.00	\$0.00	\$31,000.00	\$11,500.00	\$0.00	\$26,200.02	\$9,800.00	\$110,940.02	\$0.00
3911	Servicios funerarios y de cementerios	\$110,940.02	\$0.00	\$8,600.00	\$4,640.00	\$9,600.00	\$0.00	\$9,600.00	\$0.00	\$31,000.00	\$11,500.00	\$0.00	\$26,200.02	\$9,800.00	\$110,940.02	\$0.00
3920	Impuestos y derechos	\$325,328.57	\$53,711.00	\$12,990.87	\$14,635.41	\$50,467.64	\$14,934.76	\$14,917.57	\$51,097.34	\$16,993.79	\$15,376.30	\$50,031.75	\$15,448.18	\$14,723.96	\$325,328.57	\$0.00
3921	Impuestos y derechos	\$325,328.57	\$53,711.00	\$12,990.87	\$14,635.41	\$50,467.64	\$14,934.76	\$14,917.57	\$51,097.34	\$16,993.79	\$15,376.30	\$50,031.75	\$15,448.18	\$14,723.96	\$325,328.57	\$0.00
3950	Penas, multas, accesorios y actualizaciones	\$2,945.00	\$0.00	\$0.00	\$0.00	\$0.00	\$626.00	\$0.00	\$219.00	\$0.00	\$416.00	\$0.00	\$0.00	\$1,684.00	\$2,945.00	\$0.00
3952	Recargos y actualizaciones	\$2,945.00	\$0.00	\$0.00	\$0.00	\$0.00	\$626.00	\$0.00	\$219.00	\$0.00	\$416.00	\$0.00	\$0.00	\$1,684.00	\$2,945.00	\$0.00
4000	TRANSFERENCIAS, ASIGNACIONES	\$2,602,056.48	\$166,400.00	\$210,500.01	\$205,100.00	\$196,150.00	\$213,465.00	\$208,050.00	\$197,941.34	\$275,798.27	\$210,750.00	\$184,385.00	\$232,450.00	\$301,066.86	\$2,602,056.48	\$0.00
4400	AYUDAS SOCIALES	\$2,602,056.48	\$166,400.00	\$210,500.01	\$205,100.00	\$196,150.00	\$213,465.00	\$208,050.00	\$197,941.34	\$275,798.27	\$210,750.00	\$184,385.00	\$232,450.00	\$301,066.86	\$2,602,056.48	\$0.00



Usr: supervisor
 Rep: rptAnálisis Mensual de Egresos

MUNICIPIO DE MAMA

Estado de Yucatán

Analítico Mensual de Egresos Pagados por Capítulo del Gasto al 31/dic/2023


(Cuentas con Movimientos)

(Cifras en pesos y centavos)

Fecha y 21/may/2024

hora de Impresión 02:46 p.m.

Objeto del Gasto	Presupuesto Vigente	Ene	Feb	Mar	Abr	May	Jun	Jul	Ago	Sep	Oct	Nov	Dic	Total	Diferencia (Vigente - Total)
4410 Ayudas sociales a personas	\$2,602,056.48	\$166,400.00	\$210,500.01	\$205,100.00	\$196,150.00	\$213,465.00	\$208,050.00	\$197,941.34	\$275,798.27	\$210,750.00	\$184,385.00	\$232,450.00	\$301,066.86	\$2,602,056.48	\$0.00
4411 Ayudas sociales	\$2,602,056.48	\$166,400.00	\$210,500.01	\$205,100.00	\$196,150.00	\$213,465.00	\$208,050.00	\$197,941.34	\$275,798.27	\$210,750.00	\$184,385.00	\$232,450.00	\$301,066.86	\$2,602,056.48	\$0.00
5000 BIENES MUEBLES, INMUEBLES E IN	\$226,737.85	\$0.00	\$16,238.84	\$0.00	\$0.00	\$0.00	\$10,499.01	\$0.00	\$200,000.00	\$0.00	\$0.00	\$0.00	\$0.00	\$226,737.85	\$0.00
5100 MOBILIARIO Y EQUIPO DE ADMINISTRAC	\$10,499.01	\$0.00	\$0.00	\$0.00	\$0.00	\$0.00	\$10,499.01	\$0.00	\$0.00	\$0.00	\$0.00	\$0.00	\$0.00	\$10,499.01	\$0.00
5190 Otros mobiliarios y equipos de administrac	\$10,499.01	\$0.00	\$0.00	\$0.00	\$0.00	\$0.00	\$10,499.01	\$0.00	\$0.00	\$0.00	\$0.00	\$0.00	\$0.00	\$10,499.01	\$0.00
5191 Otros mobiliarios y equipos de administrac	\$10,499.01	\$0.00	\$0.00	\$0.00	\$0.00	\$0.00	\$10,499.01	\$0.00	\$0.00	\$0.00	\$0.00	\$0.00	\$0.00	\$10,499.01	\$0.00
5200 MOBILIARIO Y EQUIPO EDUCACIONAL Y	\$16,238.84	\$0.00	\$16,238.84	\$0.00	\$0.00	\$0.00	\$0.00	\$0.00	\$0.00	\$0.00	\$0.00	\$0.00	\$0.00	\$16,238.84	\$0.00
5230 Cámaras fotográficas y de video	\$16,238.84	\$0.00	\$16,238.84	\$0.00	\$0.00	\$0.00	\$0.00	\$0.00	\$0.00	\$0.00	\$0.00	\$0.00	\$0.00	\$16,238.84	\$0.00
5231 Cámaras fotográficas y de video	\$16,238.84	\$0.00	\$16,238.84	\$0.00	\$0.00	\$0.00	\$0.00	\$0.00	\$0.00	\$0.00	\$0.00	\$0.00	\$0.00	\$16,238.84	\$0.00
5400 VEHÍCULOS Y EQUIPO DE TRANSPORTE	\$200,000.00	\$0.00	\$0.00	\$0.00	\$0.00	\$0.00	\$0.00	\$0.00	\$200,000.00	\$0.00	\$0.00	\$0.00	\$0.00	\$200,000.00	\$0.00
5410 Vehículos y equipo terrestre	\$200,000.00	\$0.00	\$0.00	\$0.00	\$0.00	\$0.00	\$0.00	\$0.00	\$200,000.00	\$0.00	\$0.00	\$0.00	\$0.00	\$200,000.00	\$0.00
5411 Vehículos y equipo terrestre	\$200,000.00	\$0.00	\$0.00	\$0.00	\$0.00	\$0.00	\$0.00	\$0.00	\$200,000.00	\$0.00	\$0.00	\$0.00	\$0.00	\$200,000.00	\$0.00
6000 INVERSIÓN PÚBLICA	\$11,293,261.90	\$0.00	\$139,107.92	\$138,512.13	\$553,606.89	\$830,616.29	\$78,772.77	\$2,329,109.49	\$478,391.29	\$1,275,856.91	\$760,119.34	\$1,253,985.91	\$3,455,182.96	\$11,293,261.90	\$0.00
6100 OBRA PÚBLICA EN BIENES DE DOMINIO	\$11,293,261.90	\$0.00	\$139,107.92	\$138,512.13	\$553,606.89	\$830,616.29	\$78,772.77	\$2,329,109.49	\$478,391.29	\$1,275,856.91	\$760,119.34	\$1,253,985.91	\$3,455,182.96	\$11,293,261.90	\$0.00
6110 Edificación habitacional	\$3,132,170.23	\$0.00	\$0.00	\$0.00	\$307,579.73	\$461,624.50	\$78,772.77	\$0.00	\$0.00	\$907,290.79	\$0.00	\$926,124.92	\$450,777.52	\$3,132,170.23	\$0.00
6111 Edificación habitacional	\$3,132,170.23	\$0.00	\$0.00	\$0.00	\$307,579.73	\$461,624.50	\$78,772.77	\$0.00	\$0.00	\$907,290.79	\$0.00	\$926,124.92	\$450,777.52	\$3,132,170.23	\$0.00
6120 Edificación no habitacional	\$3,661,979.08	\$0.00	\$0.00	\$0.00	\$246,027.16	\$368,991.79	\$0.00	\$748,203.58	\$377,702.79	\$368,566.12	\$495,819.13	\$0.00	\$1,056,668.51	\$3,661,979.08	\$0.00
6121 Edificación no habitacional	\$3,661,979.08	\$0.00	\$0.00	\$0.00	\$246,027.16	\$368,991.79	\$0.00	\$748,203.58	\$377,702.79	\$368,566.12	\$495,819.13	\$0.00	\$1,056,668.51	\$3,661,979.08	\$0.00
6140 División de terrenos y construcción de obra:	\$1,314,475.09	\$0.00	\$0.00	\$0.00	\$0.00	\$0.00	\$0.00	\$266,858.87	\$0.00	\$0.00	\$264,300.21	\$327,860.99	\$455,455.02	\$1,314,475.09	\$0.00
6141 División de terrenos y construcción de obra:	\$1,314,475.09	\$0.00	\$0.00	\$0.00	\$0.00	\$0.00	\$0.00	\$266,858.87	\$0.00	\$0.00	\$264,300.21	\$327,860.99	\$455,455.02	\$1,314,475.09	\$0.00
6150 Construcción de vías de comunicación	\$3,184,637.50	\$0.00	\$139,107.92	\$138,512.13	\$0.00	\$0.00	\$0.00	\$1,314,047.04	\$100,688.50	\$0.00	\$0.00	\$0.00	\$1,492,281.91	\$3,184,637.50	\$0.00
6151 Construcción de vías de comunicación	\$3,184,637.50	\$0.00	\$139,107.92	\$138,512.13	\$0.00	\$0.00	\$0.00	\$1,314,047.04	\$100,688.50	\$0.00	\$0.00	\$0.00	\$1,492,281.91	\$3,184,637.50	\$0.00
Total	\$27,872,733.76	\$916,029.26	\$1,407,577.96	\$1,355,206.47	\$1,759,419.55	\$2,264,997.23	\$1,302,203.92	\$3,632,965.29	\$2,477,266.74	\$2,736,605.56	\$1,907,090.78	\$2,687,857.93	\$5,424,038.84	\$27,871,259.53	\$1,474.23



Usr: supervisor
 Rep: rptAnálisis Presupuestal Egresos

MUNICIPIO DE MAMA

Estado de Yucatán

Analítico Mensual de Egresos Pagados por Capítulo del Gasto al 31/dic/2023

(Cuentas con Movimientos)

(Cifras en pesos y centavos)

Fecha y 21/may/2024

hora de Impresión 02:46 p.m.

Objeto del Gasto	Presupuesto Vigente	Ene	Feb	Mar	Abr	May	Jun	Jul	Ago	Sep	Oct	Nov	Dic	Total	Diferencia (Vigente - Total)
------------------	---------------------	-----	-----	-----	-----	-----	-----	-----	-----	-----	-----	-----	-----	-------	------------------------------

 C. MARIA INES PACHECO POOT
 PRESIDENTA MUNICIPAL

 C.MANUEL JESUS COOT MAAY
 TESORERO MUNICIPAL

 C.LAURO GERMAN CANCHÉ MARIN
 SINDICO MUNICIPAL

 LIC. FATIMA DEL ROSARIO ARCE RAVELL
 SECRETARIA MUNICIPAL