

Usr: supervisor
Rep: rptAnálisisPresupuestoEgresosDisponible

MUNICIPIO DE MAMA

Estado de Yucatán


Estado Analítico del Ejercicio del Presupuesto Disponible por Capítulo del Gasto

Del 01/ene/2021 Al 31/dic/2021

Fecha y 01/mar/2022

hora de Impresión 10:37 a.m.

Objeto del Gasto	Presupuesto Aprobado	Ampliaciones/Reducciones	Presupuesto Vigente	Ene	Feb	Mar	Abr	May	Jun	Jul	Ago	Sep	Oct	Nov	Dic
1000 SERVICIOS PERSONALES	\$5,435,559.00	-\$234,725.59	\$5,200,833.41	\$452,963.25	\$452,963.25	\$452,963.25	\$452,963.25	\$452,963.25	\$452,963.25	\$453,678.21	\$561,124.18	\$465,571.73	\$515,494.74	\$463,768.48	\$23,416.57
1100 REMUNERACIONES AL PERSONAL DE C	\$5,180,862.00	-\$343,251.91	\$4,837,610.09	\$431,738.50	\$431,738.50	\$431,738.50	\$431,738.50	\$431,738.50	\$431,738.50	\$432,453.46	\$434,890.62	\$444,346.98	\$494,269.99	\$442,543.73	-\$1,325.69
1110 Dietas	\$1,318,299.00	-\$48,480.73	\$1,269,818.27	\$109,858.25	\$109,858.25	\$109,858.25	\$109,858.25	\$109,858.25	\$109,858.25	\$109,858.25	\$109,858.25	\$109,858.25	\$109,858.25	\$109,858.25	\$61,377.52
1111 Dietas	\$1,318,299.00	-\$48,480.73	\$1,269,818.27	\$109,858.25	\$109,858.25	\$109,858.25	\$109,858.25	\$109,858.25	\$109,858.25	\$109,858.25	\$109,858.25	\$109,858.25	\$109,858.25	\$109,858.25	\$61,377.52
1130 Sueldos base al personal permanente	\$3,862,563.00	-\$294,771.18	\$3,567,791.82	\$321,880.25	\$321,880.25	\$321,880.25	\$321,880.25	\$321,880.25	\$321,880.25	\$322,595.21	\$325,032.37	\$334,488.73	\$384,411.74	\$332,685.48	-\$62,703.21
1131 Sueldos al personal de base	\$3,862,563.00	-\$294,771.18	\$3,567,791.82	\$321,880.25	\$321,880.25	\$321,880.25	\$321,880.25	\$321,880.25	\$321,880.25	\$322,595.21	\$325,032.37	\$334,488.73	\$384,411.74	\$332,685.48	-\$62,703.21
1300 REMUNERACIONES ADICIONALES Y ESI	\$254,697.00	\$108,526.32	\$363,223.32	\$21,224.75	\$21,224.75	\$21,224.75	\$21,224.75	\$21,224.75	\$21,224.75	\$21,224.75	\$126,233.56	\$21,224.75	\$21,224.75	\$21,224.75	\$24,742.26
1310 Primas por años de servicios efectivos pre:	\$0.00	\$104,843.40	\$104,843.40	\$0.00	\$0.00	\$0.00	\$0.00	\$0.00	\$0.00	\$0.00	\$104,843.40	\$0.00	\$0.00	\$0.00	\$0.00
1312 Pago de prima de antigüedad	\$0.00	\$104,843.40	\$104,843.40	\$0.00	\$0.00	\$0.00	\$0.00	\$0.00	\$0.00	\$0.00	\$104,843.40	\$0.00	\$0.00	\$0.00	\$0.00
1320 Primas de vacaciones, dominical y gratifica	\$254,697.00	\$3,682.92	\$258,379.92	\$21,224.75	\$21,224.75	\$21,224.75	\$21,224.75	\$21,224.75	\$21,224.75	\$21,224.75	\$21,390.16	\$21,224.75	\$21,224.75	\$21,224.75	\$24,742.26
1322 Gratificación de fin de año	\$254,697.00	\$3,682.92	\$258,379.92	\$21,224.75	\$21,224.75	\$21,224.75	\$21,224.75	\$21,224.75	\$21,224.75	\$21,224.75	\$21,390.16	\$21,224.75	\$21,224.75	\$21,224.75	\$24,742.26
2000 MATERIALES Y SUMINISTROS	\$2,340,000.00	\$148,457.81	\$2,488,457.81	\$194,812.59	\$194,266.59	\$200,301.59	\$194,796.59	\$194,796.59	\$199,759.49	\$194,487.63	\$361,816.47	\$165,934.00	\$277,768.90	\$265,533.19	\$44,184.18
2100 MATERIALES DE ADMINISTRACIÓN, EMI	\$175,000.00	-\$125,994.22	\$49,005.78	\$14,193.33	\$14,583.33	\$14,583.33	\$14,177.33	\$14,583.33	\$1,825.03	\$11,576.25	\$14,583.33	\$14,583.33	\$14,583.33	\$14,583.33	-\$94,849.47
2110 Materiales, útiles y equipos menores de ofi	\$40,000.00	-\$6,290.25	\$33,709.75	\$3,333.33	\$3,333.33	\$3,333.33	\$2,927.33	\$3,333.33	\$3,333.33	\$3,333.33	\$3,333.33	\$3,333.33	\$3,333.33	\$3,333.33	-\$2,550.88
2111 Materiales, útiles y equipos menores de ofi	\$40,000.00	-\$6,290.25	\$33,709.75	\$3,333.33	\$3,333.33	\$3,333.33	\$2,927.33	\$3,333.33	\$3,333.33	\$3,333.33	\$3,333.33	\$3,333.33	\$3,333.33	\$3,333.33	-\$2,550.88
2140 Materiales, útiles y equipos menores de ter	\$5,000.00	-\$3,632.50	\$1,367.50	\$26.67	\$416.67	\$416.67	\$416.67	\$416.67	\$416.67	\$416.67	\$416.67	\$416.67	\$416.67	\$416.67	-\$2,825.87
2141 Materiales, útiles y equipos menores de ter	\$5,000.00	-\$3,632.50	\$1,367.50	\$26.67	\$416.67	\$416.67	\$416.67	\$416.67	\$416.67	\$416.67	\$416.67	\$416.67	\$416.67	\$416.67	-\$2,825.87
2160 Material de limpieza	\$130,000.00	-\$116,071.47	\$13,928.53	\$10,833.33	\$10,833.33	\$10,833.33	\$10,833.33	\$10,833.33	-\$1,924.97	\$7,826.25	\$10,833.33	\$10,833.33	\$10,833.33	\$10,833.33	-\$89,472.72
2161 Material de limpieza	\$130,000.00	-\$116,071.47	\$13,928.53	\$10,833.33	\$10,833.33	\$10,833.33	\$10,833.33	\$10,833.33	-\$1,924.97	\$7,826.25	\$10,833.33	\$10,833.33	\$10,833.33	\$10,833.33	-\$89,472.72
2200 ALIMENTOS Y UTENSILIOS	\$110,000.00	\$29,131.23	\$139,131.23	\$9,166.67	\$9,166.67	\$9,166.67	\$9,166.67	\$9,166.67	\$9,166.67	\$9,166.67	\$11,568.39	\$19,779.87	\$18,483.31	\$24,166.67	\$966.30
2210 Productos alimenticios para personas	\$105,000.00	\$34,131.23	\$139,131.23	\$8,750.00	\$8,750.00	\$8,750.00	\$8,750.00	\$8,750.00	\$8,750.00	\$8,750.00	\$11,151.72	\$19,363.20	\$18,066.64	\$23,750.00	\$5,549.67
2211 Productos alimenticios para personas	\$105,000.00	\$34,131.23	\$139,131.23	\$8,750.00	\$8,750.00	\$8,750.00	\$8,750.00	\$8,750.00	\$8,750.00	\$8,750.00	\$11,151.72	\$19,363.20	\$18,066.64	\$23,750.00	\$5,549.67
2230 Utensilios para el servicio de alimentación	\$5,000.00	-\$5,000.00	\$0.00	\$416.67	\$416.67	\$416.67	\$416.67	\$416.67	\$416.67	\$416.67	\$416.67	\$416.67	\$416.67	\$416.67	-\$4,583.37
2231 Utensilios para el servicio de alimentación	\$5,000.00	-\$5,000.00	\$0.00	\$416.67	\$416.67	\$416.67	\$416.67	\$416.67	\$416.67	\$416.67	\$416.67	\$416.67	\$416.67	\$416.67	-\$4,583.37
2300 MATERIAS PRIMAS Y MATERIALES DE P	\$5,000.00	-\$5,000.00	\$0.00	\$416.67	\$416.67	\$416.67	\$416.67	\$416.67	\$416.67	\$416.67	\$416.67	\$416.67	\$416.67	\$416.67	-\$4,583.37
2370 Productos de cuero, piel, plástico y hule ac	\$5,000.00	-\$5,000.00	\$0.00	\$416.67	\$416.67	\$416.67	\$416.67	\$416.67	\$416.67	\$416.67	\$416.67	\$416.67	\$416.67	\$416.67	-\$4,583.37
2371 Productos de cuero, piel, plástico y hule ac	\$5,000.00	-\$5,000.00	\$0.00	\$416.67	\$416.67	\$416.67	\$416.67	\$416.67	\$416.67	\$416.67	\$416.67	\$416.67	\$416.67	\$416.67	-\$4,583.37
2400 MATERIALES Y ARTÍCULOS DE CONSTR	\$450,000.00	-\$250,636.37	\$199,363.63	\$37,500.01	\$37,500.01	\$37,500.01	\$37,500.01	\$37,500.01	\$37,500.01	\$37,500.01	\$34,682.51	-\$36,874.24	\$73,585.49	\$40,158.02	-\$174,688.22
2410 Productos minerales no metálicos	\$20,000.00	-\$13,229.08	\$6,770.92	\$1,666.67	\$1,666.67	\$1,666.67	\$1,666.67	\$1,666.67	\$1,666.67	\$1,666.67	\$1,666.67	-\$6,741.01	\$1,666.67	\$1,666.67	-\$3,154.77
2411 Productos minerales no metálicos	\$20,000.00	-\$13,229.08	\$6,770.92	\$1,666.67	\$1,666.67	\$1,666.67	\$1,666.67	\$1,666.67	\$1,666.67	\$1,666.67	\$1,666.67	-\$6,741.01	\$1,666.67	\$1,666.67	-\$3,154.77
2420 Cemento y productos de concreto	\$0.00	\$6,635.20	\$6,635.20	\$0.00	\$0.00	\$0.00	\$0.00	\$0.00	\$0.00	\$0.00	\$0.00	\$4,872.00	\$0.00	\$0.00	\$1,763.20
2421 Cemento y productos de concreto	\$0.00	\$6,635.20	\$6,635.20	\$0.00	\$0.00	\$0.00	\$0.00	\$0.00	\$0.00	\$0.00	\$0.00	\$4,872.00	\$0.00	\$0.00	\$1,763.20
2430 Cal, yeso y productos de yeso	\$0.00	\$1,252.80	\$1,252.80	\$0.00	\$0.00	\$0.00	\$0.00	\$0.00	\$0.00	\$0.00	\$0.00	\$1,252.80	\$0.00	\$0.00	\$0.00
2431 Cal, yeso y productos de yeso	\$0.00	\$1,252.80	\$1,252.80	\$0.00	\$0.00	\$0.00	\$0.00	\$0.00	\$0.00	\$0.00	\$0.00	\$1,252.80	\$0.00	\$0.00	\$0.00
2460 Material eléctrico y electrónico	\$370,000.00	-\$263,121.84	\$106,878.16	\$30,833.34	\$30,833.34	\$30,833.34	\$30,833.34	\$30,833.34	\$30,833.34	\$30,833.34	\$30,833.34	-\$46,265.23	\$30,833.34	\$30,833.34	-\$155,190.01



Usr: super_usuario
 Rep: rpt_AnaliticoPresupuestoEgresosDisponible

MUNICIPIO DE MAMA


Estado de Yucatán

Estado Analítico del Ejercicio del Presupuesto Disponible por Capítulo del Gasto

Del 01/ene/2021 Al 31/dic/2021

Fecha y hora de Impresión: 01/mar/2022 10:37 a.m.

Objeto del Gasto	Presupuesto Aprobado	Ampliaciones/Reducciones	Presupuesto Vigente	Ene	Feb	Mar	Abr	May	Jun	Jul	Ago	Sep	Oct	Nov	Dic	
2461 Material eléctrico y electrónico	\$370,000.00	-\$263,121.84	\$106,878.16	\$30,833.34	\$30,833.34	\$30,833.34	\$30,833.34	\$30,833.34	\$30,833.34	\$30,833.34	\$30,833.34	\$30,833.34	\$30,833.34	\$30,833.34	\$30,833.34	-\$155,190.01
2470 Artículos metálicos para la construcción	\$0.00	\$5,739.16	\$5,739.16	\$0.00	\$0.00	\$0.00	\$0.00	\$0.00	\$0.00	\$0.00	\$0.00	\$0.00	\$5,007.20	\$0.00	\$0.00	\$731.96
2471 Artículos metálicos para la construcción	\$0.00	\$5,739.16	\$5,739.16	\$0.00	\$0.00	\$0.00	\$0.00	\$0.00	\$0.00	\$0.00	\$0.00	\$0.00	\$5,007.20	\$0.00	\$0.00	\$731.96
2490 Otros materiales y artículos de construcción	\$60,000.00	\$12,087.39	\$72,087.39	\$5,000.00	\$5,000.00	\$5,000.00	\$5,000.00	\$5,000.00	\$5,000.00	\$5,000.00	\$5,000.00	\$2,182.50	\$5,000.00	\$41,085.48	\$7,658.01	-\$18,838.60
2491 Otros materiales y artículos de construcción	\$60,000.00	\$12,087.39	\$72,087.39	\$5,000.00	\$5,000.00	\$5,000.00	\$5,000.00	\$5,000.00	\$5,000.00	\$5,000.00	\$5,000.00	\$2,182.50	\$5,000.00	\$41,085.48	\$7,658.01	-\$18,838.60
2500 PRODUCTOS QUÍMICOS, FARMACÉUTICOS	\$120,000.00	-\$32,118.32	\$87,881.68	\$10,000.01	\$10,000.01	\$10,000.01	\$10,000.01	\$10,000.01	\$10,000.01	\$10,000.01	\$12,292.13	\$10,000.01	\$13,098.01	\$19,516.78	\$12,000.01	-\$39,025.32
2520 Fertilizantes, pesticidas y otros agroquímicos	\$20,000.00	\$10,910.80	\$30,910.80	\$1,666.67	\$1,666.67	\$1,666.67	\$1,666.67	\$1,666.67	\$1,666.67	\$1,666.67	\$1,666.67	\$1,666.67	\$1,666.67	\$9,236.87	\$3,666.67	\$3,007.23
2521 Fertilizantes, pesticidas y otros agroquímicos	\$20,000.00	\$10,910.80	\$30,910.80	\$1,666.67	\$1,666.67	\$1,666.67	\$1,666.67	\$1,666.67	\$1,666.67	\$1,666.67	\$1,666.67	\$1,666.67	\$1,666.67	\$9,236.87	\$3,666.67	\$3,007.23
2530 Medicinas y productos farmacéuticos	\$20,000.00	\$9,748.74	\$29,748.74	\$1,666.67	\$1,666.67	\$1,666.67	\$1,666.67	\$1,666.67	\$1,666.67	\$1,666.67	\$3,958.79	\$1,666.67	\$4,764.67	\$3,613.24	\$1,666.67	\$4,078.68
2531 Medicinas y productos farmacéuticos	\$20,000.00	\$9,748.74	\$29,748.74	\$1,666.67	\$1,666.67	\$1,666.67	\$1,666.67	\$1,666.67	\$1,666.67	\$1,666.67	\$3,958.79	\$1,666.67	\$4,764.67	\$3,613.24	\$1,666.67	\$4,078.68
2540 Materiales, accesorios y suministros médicos	\$50,000.00	-\$47,639.70	\$2,360.30	\$4,166.67	\$4,166.67	\$4,166.67	\$4,166.67	\$4,166.67	\$4,166.67	\$4,166.67	\$4,166.67	\$4,166.67	\$4,166.67	\$4,166.67	\$4,166.67	-\$43,473.07
2541 Materiales, accesorios y suministros médicos	\$50,000.00	-\$47,639.70	\$2,360.30	\$4,166.67	\$4,166.67	\$4,166.67	\$4,166.67	\$4,166.67	\$4,166.67	\$4,166.67	\$4,166.67	\$4,166.67	\$4,166.67	\$4,166.67	\$4,166.67	-\$43,473.07
2590 Otros productos químicos	\$30,000.00	-\$5,138.16	\$24,861.84	\$2,500.00	\$2,500.00	\$2,500.00	\$2,500.00	\$2,500.00	\$2,500.00	\$2,500.00	\$2,500.00	\$2,500.00	\$2,500.00	\$2,500.00	\$2,500.00	-\$2,638.16
2591 Otros productos químicos	\$30,000.00	-\$5,138.16	\$24,861.84	\$2,500.00	\$2,500.00	\$2,500.00	\$2,500.00	\$2,500.00	\$2,500.00	\$2,500.00	\$2,500.00	\$2,500.00	\$2,500.00	\$2,500.00	\$2,500.00	-\$2,638.16
2600 COMBUSTIBLES, LUBRICANTES Y ADITIVOS	\$1,265,000.00	\$474,003.03	\$1,739,003.03	\$105,416.67	\$105,416.67	\$105,416.67	\$105,416.67	\$87,380.45	\$105,416.67	\$105,416.67	\$239,814.22	\$113,547.17	\$107,835.27	\$169,710.55	\$388,215.35	
2610 Combustibles, lubricantes y aditivos	\$1,265,000.00	\$474,003.03	\$1,739,003.03	\$105,416.67	\$105,416.67	\$105,416.67	\$105,416.67	\$87,380.45	\$105,416.67	\$105,416.67	\$239,814.22	\$113,547.17	\$107,835.27	\$169,710.55	\$388,215.35	
2611 Combustible	\$1,250,000.00	\$453,710.78	\$1,703,710.78	\$104,166.67	\$104,166.67	\$104,166.67	\$104,166.67	\$86,130.45	\$104,166.67	\$104,166.67	\$234,054.39	\$110,932.79	\$104,166.67	\$167,640.12	\$375,786.34	
2612 Lubricantes y aditivos	\$15,000.00	\$20,292.25	\$35,292.25	\$1,250.00	\$1,250.00	\$1,250.00	\$1,250.00	\$1,250.00	\$1,250.00	\$1,250.00	\$5,759.83	\$2,614.38	\$3,668.60	\$2,070.43	\$12,429.01	
2700 VESTUARIO, BLANCOS, PRENDAS DE PUNTO	\$85,000.00	-\$22,644.79	\$62,355.21	\$7,083.34	\$7,083.34	\$7,083.34	\$7,083.34	\$7,083.34	\$7,083.34	\$7,083.34	\$7,083.34	\$7,083.34	\$7,083.34	\$7,083.34	\$7,083.34	-\$15,561.53
2710 Vestuario y uniformes	\$65,000.00	-\$16,046.40	\$48,953.60	\$5,416.67	\$5,416.67	\$5,416.67	\$5,416.67	\$5,416.67	\$5,416.67	\$5,416.67	\$5,416.67	\$5,416.67	\$5,416.67	\$5,416.67	\$5,416.67	-\$10,629.77
2711 Vestuario y uniformes	\$65,000.00	-\$16,046.40	\$48,953.60	\$5,416.67	\$5,416.67	\$5,416.67	\$5,416.67	\$5,416.67	\$5,416.67	\$5,416.67	\$5,416.67	\$5,416.67	\$5,416.67	\$5,416.67	\$5,416.67	-\$10,629.77
2720 Prendas de seguridad y protección personal	\$10,000.00	-\$1,356.90	\$8,643.10	\$833.34	\$833.34	\$833.34	\$833.34	\$833.34	\$833.34	\$833.34	\$833.34	\$833.34	\$833.34	\$833.34	\$833.34	-\$523.64
2721 Prendas de seguridad y protección personal	\$10,000.00	-\$1,356.90	\$8,643.10	\$833.34	\$833.34	\$833.34	\$833.34	\$833.34	\$833.34	\$833.34	\$833.34	\$833.34	\$833.34	\$833.34	\$833.34	-\$523.64
2730 Artículos deportivos	\$10,000.00	-\$5,241.49	\$4,758.51	\$833.33	\$833.33	\$833.33	\$833.33	\$833.33	\$833.33	\$833.33	\$833.33	\$833.33	\$833.33	\$833.33	\$833.33	-\$4,408.12
2731 Artículos deportivos	\$10,000.00	-\$5,241.49	\$4,758.51	\$833.33	\$833.33	\$833.33	\$833.33	\$833.33	\$833.33	\$833.33	\$833.33	\$833.33	\$833.33	\$833.33	\$833.33	-\$4,408.12
2800 MATERIALES Y SUMINISTROS PARA SEGURIDAD PÚBLICA	\$10,000.00	-\$8,274.94	\$1,725.06	\$833.34	\$833.34	\$833.34	\$833.34	\$833.34	\$833.34	\$833.34	\$833.34	\$833.34	\$833.34	\$833.34	\$833.34	-\$7,441.68
2820 Materiales de seguridad pública	\$5,000.00	-\$3,274.94	\$1,725.06	\$416.67	\$416.67	\$416.67	\$416.67	\$416.67	\$416.67	\$416.67	\$416.67	\$416.67	\$416.67	\$416.67	\$416.67	-\$2,858.31
2821 Materiales de seguridad pública	\$5,000.00	-\$3,274.94	\$1,725.06	\$416.67	\$416.67	\$416.67	\$416.67	\$416.67	\$416.67	\$416.67	\$416.67	\$416.67	\$416.67	\$416.67	\$416.67	-\$2,858.31
2830 Prendas de protección para seguridad pública	\$5,000.00	-\$5,000.00	\$0.00	\$416.67	\$416.67	\$416.67	\$416.67	\$416.67	\$416.67	\$416.67	\$416.67	\$416.67	\$416.67	\$416.67	\$416.67	-\$4,583.37
2831 Prendas de protección para seguridad pública	\$5,000.00	-\$5,000.00	\$0.00	\$416.67	\$416.67	\$416.67	\$416.67	\$416.67	\$416.67	\$416.67	\$416.67	\$416.67	\$416.67	\$416.67	\$416.67	-\$4,583.37
2900 HERRAMIENTAS, REFACCIONES Y ACCESORIOS MENORES	\$120,000.00	\$89,992.19	\$209,992.19	\$10,202.55	\$9,266.55	\$15,301.55	\$10,202.55	\$27,832.77	\$27,517.75	\$10,202.55	\$42,834.66	\$33,466.51	\$35,431.37	-\$3,418.74	-\$8,847.88	
2910 Herramientas menores	\$25,000.00	-\$13,609.26	\$11,390.74	\$2,083.33	\$2,083.33	\$2,083.33	\$2,083.33	\$2,083.33	\$2,083.33	\$2,083.33	\$2,083.33	\$2,278.06	\$3,033.35	\$2,083.33	-\$12,670.64	
2911 Herramientas menores	\$25,000.00	-\$13,609.26	\$11,390.74	\$2,083.33	\$2,083.33	\$2,083.33	\$2,083.33	\$2,083.33	\$2,083.33	\$2,083.33	\$2,083.33	\$2,278.06	\$3,033.35	\$2,083.33	-\$12,670.64	
2930 Refacciones y accesorios menores de mototransporte	\$15,000.00	-\$10,983.05	\$4,016.95	\$1,250.00	\$314.00	\$1,250.00	\$1,250.00	\$1,250.00	\$1,250.00	\$1,250.00	\$1,250.00	\$1,250.00	\$1,250.00	\$1,250.00	\$1,250.00	-\$8,797.05
2931 Refacciones y accesorios menores de mototransporte	\$15,000.00	-\$10,983.05	\$4,016.95	\$1,250.00	\$314.00	\$1,250.00	\$1,250.00	\$1,250.00	\$1,250.00	\$1,250.00	\$1,250.00	\$1,250.00	\$1,250.00	\$1,250.00	\$1,250.00	-\$8,797.05




MUNICIPIO DE MAMA
Estado de Yucatán
Estado Analítico del Ejercicio del Presupuesto Disponible por Capítulo del Gasto
Del 01/ene/2021 Al 31/dic/2021

Fecha y hora de Impresión 01/mar/2022
10:37 a.m.

Usr: supervisor
Rep: rpt_Analitico_Ejercicio_PresupuestoEgresosDisponible

Objeto del Gasto	Presupuesto Aprobado	Ampliaciones/Reducciones	Presupuesto Vigente	Ene	Feb	Mar	Abr	May	Jun	Jul	Ago	Sep	Oct	Nov	Dic
2940 Refacciones y accesorios menores de equ	\$0.00	\$5,189.00	\$5,189.00	\$0.00	\$0.00	\$5,099.00	\$0.00	\$0.00	\$90.00	\$0.00	\$0.00	\$0.00	\$0.00	\$0.00	\$0.00
2941 Refacciones y accesorios menores de equ	\$0.00	\$5,189.00	\$5,189.00	\$0.00	\$0.00	\$5,099.00	\$0.00	\$0.00	\$90.00	\$0.00	\$0.00	\$0.00	\$0.00	\$0.00	\$0.00
2960 Refacciones y accesorios menores de equ	\$70,000.00	\$106,941.00	\$176,941.00	\$6,035.89	\$6,035.89	\$6,035.89	\$6,035.89	\$23,666.11	\$23,261.09	\$6,035.89	\$35,850.50	\$27,073.12	\$30,314.69	-\$7,585.40	\$14,181.44
2961 Refacciones y accesorios menores de equ	\$70,000.00	\$106,941.00	\$176,941.00	\$6,035.89	\$6,035.89	\$6,035.89	\$6,035.89	\$23,666.11	\$23,261.09	\$6,035.89	\$35,850.50	\$27,073.12	\$30,314.69	-\$7,585.40	\$14,181.44
2980 Refacciones y accesorios menores de mac	\$10,000.00	\$2,454.50	\$12,454.50	\$833.33	\$833.33	\$833.33	\$833.33	\$833.33	\$833.33	\$833.33	\$3,650.83	\$2,865.33	\$833.33	\$833.33	-\$1,561.63
2981 Refacciones y accesorios menores de mac	\$10,000.00	\$2,454.50	\$12,454.50	\$833.33	\$833.33	\$833.33	\$833.33	\$833.33	\$833.33	\$833.33	\$3,650.83	\$2,865.33	\$833.33	\$833.33	-\$1,561.63
3000 SERVICIOS GENERALES	\$4,395,670.00	-\$1,126,686.47	\$3,268,983.53	\$366,695.93	\$367,241.93	\$361,206.93	\$366,711.93	\$366,711.93	\$361,749.03	\$366,305.93	-\$58,468.88	\$386,446.04	\$386,340.32	\$305,170.10	-\$307,127.66
3100 SERVICIOS BÁSICOS	\$2,513,070.00	-\$1,092,747.67	\$1,420,322.33	\$209,422.49	\$209,978.49	\$209,422.49	\$209,828.49	\$209,828.49	\$209,828.49	\$209,828.49	-\$199,132.27	\$209,422.49	\$209,828.49	\$209,828.49	-\$477,762.30
3110 Energía eléctrica	\$2,503,070.00	-\$1,096,551.67	\$1,406,518.33	\$208,589.16	\$208,589.16	\$208,589.16	\$208,589.16	\$208,589.16	\$208,589.16	\$208,589.16	-\$200,371.60	\$208,589.16	\$208,589.16	\$208,589.16	-\$479,001.67
3111 Energía eléctrica	\$2,503,070.00	-\$1,096,551.67	\$1,406,518.33	\$208,589.16	\$208,589.16	\$208,589.16	\$208,589.16	\$208,589.16	\$208,589.16	\$208,589.16	-\$200,371.60	\$208,589.16	\$208,589.16	\$208,589.16	-\$479,001.67
3170 Servicios de acceso de Internet, redes y pr	\$10,000.00	\$3,804.00	\$13,804.00	\$833.33	\$1,389.33	\$833.33	\$1,239.33	\$1,239.33	\$1,239.33	\$1,239.33	\$1,239.33	\$833.33	\$1,239.33	\$1,239.33	\$1,239.37
3171 Servicios de acceso de Internet, redes y pr	\$10,000.00	\$3,804.00	\$13,804.00	\$833.33	\$1,389.33	\$833.33	\$1,239.33	\$1,239.33	\$1,239.33	\$1,239.33	\$1,239.33	\$833.33	\$1,239.33	\$1,239.33	\$1,239.37
3200 SERVICIOS DE ARRENDAMIENTO	\$15,000.00	\$3,792.00	\$18,792.00	\$1,250.00	\$1,250.00	\$1,250.00	\$1,250.00	\$1,250.00	\$1,250.00	\$1,250.00	-\$548.00	\$1,250.00	\$1,250.00	\$6,840.00	\$1,250.00
3250 Arrendamiento de equipo de transporte	\$15,000.00	\$3,792.00	\$18,792.00	\$1,250.00	\$1,250.00	\$1,250.00	\$1,250.00	\$1,250.00	\$1,250.00	\$1,250.00	-\$548.00	\$1,250.00	\$1,250.00	\$6,840.00	\$1,250.00
3251 Arrendamiento de equipo de transporte	\$15,000.00	\$3,792.00	\$18,792.00	\$1,250.00	\$1,250.00	\$1,250.00	\$1,250.00	\$1,250.00	\$1,250.00	\$1,250.00	-\$548.00	\$1,250.00	\$1,250.00	\$6,840.00	\$1,250.00
3300 SERVICIOS PROFESIONALES, CIENTÍFIC	\$777,600.00	-\$31,640.57	\$745,959.43	\$64,800.00	\$64,800.00	\$64,800.00	\$64,800.00	\$64,800.00	\$71,760.00	\$64,800.00	\$64,800.00	\$64,800.00	\$64,800.00	\$64,800.00	-\$5,200.00
3310 Servicios legales, de contabilidad, auditorí	\$700,000.00	-\$1,419.88	\$698,580.12	\$58,333.33	\$58,333.33	\$58,333.33	\$58,333.33	\$58,333.33	\$58,333.33	\$58,333.33	\$58,333.33	\$58,333.33	\$58,333.33	\$58,333.33	\$106,913.49
3311 Servicios legales, de contabilidad, auditorí	\$700,000.00	-\$1,419.88	\$698,580.12	\$58,333.33	\$58,333.33	\$58,333.33	\$58,333.33	\$58,333.33	\$58,333.33	\$58,333.33	\$58,333.33	\$58,333.33	\$58,333.33	\$58,333.33	\$106,913.49
3330 Servicios de consultoría administrativa, prc	\$12,600.00	\$0.00	\$12,600.00	\$1,050.00	\$1,050.00	\$1,050.00	\$1,050.00	\$1,050.00	\$1,050.00	\$1,050.00	\$1,050.00	\$1,050.00	\$1,050.00	\$1,050.00	\$1,050.00
3332 Servicios de mantenimiento de aplicacione	\$12,600.00	\$0.00	\$12,600.00	\$1,050.00	\$1,050.00	\$1,050.00	\$1,050.00	\$1,050.00	\$1,050.00	\$1,050.00	\$1,050.00	\$1,050.00	\$1,050.00	\$1,050.00	\$1,050.00
3360 Servicios de apoyo administrativo, fotocopi	\$65,000.00	-\$37,180.69	\$27,819.31	\$5,416.67	\$5,416.67	\$5,416.67	\$5,416.67	\$5,416.67	\$5,416.67	\$5,416.67	\$5,416.67	\$5,416.67	\$5,416.67	-\$14,583.33	-\$11,764.06
3361 Servicios de apoyo administrativo, traducci	\$65,000.00	-\$37,180.69	\$27,819.31	\$5,416.67	\$5,416.67	\$5,416.67	\$5,416.67	\$5,416.67	\$5,416.67	\$5,416.67	\$5,416.67	\$5,416.67	\$5,416.67	-\$14,583.33	-\$11,764.06
3390 Servicios profesionales, científicos y técnic	\$0.00	\$6,960.00	\$6,960.00	\$0.00	\$0.00	\$0.00	\$0.00	\$0.00	\$6,960.00	\$0.00	\$0.00	\$0.00	\$0.00	\$0.00	\$0.00
3391 Servicios profesionales, científicos y técnic	\$0.00	\$6,960.00	\$6,960.00	\$0.00	\$0.00	\$0.00	\$0.00	\$0.00	\$6,960.00	\$0.00	\$0.00	\$0.00	\$0.00	\$0.00	\$0.00
3400 SERVICIOS FINANCIEROS, BANCARIOS	\$30,000.00	-\$481.97	\$29,518.03	\$2,500.09	\$2,500.09	\$2,500.09	\$2,500.09	\$2,500.09	\$2,500.09	\$2,500.09	\$3,892.09	\$4,588.09	\$6,080.31	\$2,500.09	-\$12,147.15
3410 Servicios financieros y bancarios	\$30,000.00	-\$15,342.15	\$14,657.85	\$2,500.09	\$2,500.09	\$2,500.09	\$2,500.09	\$2,500.09	\$2,500.09	\$2,500.09	\$2,500.09	\$2,500.09	\$2,500.09	\$2,500.09	-\$12,843.14
3412 Comisiones	\$30,000.00	-\$15,342.15	\$14,657.85	\$2,500.09	\$2,500.09	\$2,500.09	\$2,500.09	\$2,500.09	\$2,500.09	\$2,500.09	\$2,500.09	\$2,500.09	\$2,500.09	\$2,500.09	-\$12,843.14
3450 Seguro de bienes patrimoniales	\$0.00	\$7,103.96	\$7,103.96	\$0.00	\$0.00	\$0.00	\$0.00	\$0.00	\$0.00	\$0.00	\$0.00	\$0.00	\$0.00	\$7,103.97	-\$0.01
3451 Seguro de bienes patrimoniales	\$0.00	\$7,103.96	\$7,103.96	\$0.00	\$0.00	\$0.00	\$0.00	\$0.00	\$0.00	\$0.00	\$0.00	\$0.00	\$0.00	\$7,103.97	-\$0.01
3470 Fletes y maniobras	\$0.00	\$7,756.22	\$7,756.22	\$0.00	\$0.00	\$0.00	\$0.00	\$0.00	\$0.00	\$1,392.00	\$2,088.00	\$3,580.22	\$0.00	\$0.00	\$696.00
3471 Fletes y maniobras	\$0.00	\$7,756.22	\$7,756.22	\$0.00	\$0.00	\$0.00	\$0.00	\$0.00	\$0.00	\$1,392.00	\$2,088.00	\$3,580.22	\$0.00	\$0.00	\$696.00
3500 SERVICIOS DE INSTALACIÓN, REPARAC	\$145,000.00	\$61,569.95	\$206,569.95	\$12,083.35	\$12,083.35	\$12,083.35	\$12,083.35	\$12,083.35	\$18,786.45	\$12,083.35	\$64,804.29	\$28,643.24	\$21,885.35	\$14,984.51	-\$15,033.99
3510 Conservación y mantenimiento menor de i	\$35,000.00	-\$14,584.00	\$20,416.00	\$2,916.67	\$2,916.67	\$2,916.67	\$2,916.67	\$2,916.67	\$2,916.67	\$2,916.67	\$2,916.67	\$2,916.67	\$2,916.67	\$2,916.67	-\$11,667.37
3511 Conservación y mantenimiento menor de i	\$35,000.00	-\$14,584.00	\$20,416.00	\$2,916.67	\$2,916.67	\$2,916.67	\$2,916.67	\$2,916.67	\$2,916.67	\$2,916.67	\$2,916.67	\$2,916.67	\$2,916.67	\$2,916.67	-\$11,667.37
3520 Instalación, reparación y mantenimiento de	\$5,000.00	-\$307.80	\$4,692.20	\$416.67	\$416.67	\$416.67	\$416.67	\$416.67	\$416.67	\$416.67	\$416.67	\$416.67	\$416.67	\$416.67	\$108.83



Usr: supervisor
 Rep: rptAnálisisPresupuestoEgresosDisponible

MUNICIPIO DE MAMA


Estado de Yucatán

Estado Analítico del Ejercicio del Presupuesto Disponible por Capítulo del Gasto

Del 01/ene/2021 Al 31/dic/2021

Fecha y hora de Impresión: 01/mar/2022 10:37 a.m.

Objeto del Gasto	Presupuesto Aprobado	Ampliaciones/Reducciones	Presupuesto Vigente	Ene	Feb	Mar	Abr	May	Jun	Jul	Ago	Sep	Oct	Nov	Dic
3521 Instalación, reparación y mantenimiento de	\$5,000.00	-\$307.80	\$4,692.20	\$416.67	\$416.67	\$416.67	\$416.67	\$416.67	\$416.67	\$416.67	\$416.67	\$416.67	\$416.67	\$416.67	\$108.83
3550 Reparación y mantenimiento de equipo de	\$65,000.00	\$35,347.61	\$100,347.61	\$5,416.67	\$5,416.67	\$5,416.67	\$5,416.67	\$5,416.67	\$12,119.77	\$5,416.67	\$28,023.47	\$10,976.56	\$15,218.67	\$8,317.83	-\$6,808.71
3551 Reparación y mantenimiento de equipo de	\$65,000.00	\$35,347.61	\$100,347.61	\$5,416.67	\$5,416.67	\$5,416.67	\$5,416.67	\$5,416.67	\$12,119.77	\$5,416.67	\$28,023.47	\$10,976.56	\$15,218.67	\$8,317.83	-\$6,808.71
3570 Instalación, reparación y mantenimiento de	\$35,000.00	\$30,114.14	\$65,114.14	\$2,916.67	\$2,916.67	\$2,916.67	\$2,916.67	\$2,916.67	\$2,916.67	\$2,916.67	\$33,030.81	\$2,916.67	\$2,916.67	\$2,916.67	\$2,916.63
3571 Instalación, reparación y mantenimiento de	\$35,000.00	\$30,114.14	\$65,114.14	\$2,916.67	\$2,916.67	\$2,916.67	\$2,916.67	\$2,916.67	\$2,916.67	\$2,916.67	\$33,030.81	\$2,916.67	\$2,916.67	\$2,916.67	\$2,916.63
3590 Servicios de jardinería y fumigación	\$5,000.00	\$11,000.00	\$16,000.00	\$416.67	\$416.67	\$416.67	\$416.67	\$416.67	\$416.67	\$416.67	\$416.67	\$11,416.67	\$416.67	\$416.67	\$416.63
3591 Servicios de jardinería y fumigación	\$5,000.00	\$11,000.00	\$16,000.00	\$416.67	\$416.67	\$416.67	\$416.67	\$416.67	\$416.67	\$416.67	\$416.67	\$11,416.67	\$416.67	\$416.67	\$416.63
3600 SERVICIOS DE COMUNICACIÓN SOCIAL	\$50,000.00	-\$27,714.08	\$22,285.92	\$4,166.67	\$4,166.67	\$4,166.67	\$4,166.67	\$4,166.67	-\$14,459.33	\$4,166.67	\$4,166.67	\$4,166.67	\$4,166.67	\$4,166.67	-\$4,921.45
3610 Difusión por radio, televisión y otros medio	\$50,000.00	-\$27,714.08	\$22,285.92	\$4,166.67	\$4,166.67	\$4,166.67	\$4,166.67	\$4,166.67	-\$14,459.33	\$4,166.67	\$4,166.67	\$4,166.67	\$4,166.67	\$4,166.67	-\$4,921.45
3611 Gastos de difusión e información	\$50,000.00	-\$27,714.08	\$22,285.92	\$4,166.67	\$4,166.67	\$4,166.67	\$4,166.67	\$4,166.67	-\$14,459.33	\$4,166.67	\$4,166.67	\$4,166.67	\$4,166.67	\$4,166.67	-\$4,921.45
3700 SERVICIOS DE TRASLADO Y VIÁTICOS	\$0.00	\$2,825.06	\$2,825.06	\$0.00	\$0.00	\$0.00	\$0.00	\$0.00	\$0.00	\$0.00	\$0.00	\$0.00	\$0.00	\$2,825.06	\$0.00
3750 Viáticos en el país	\$0.00	\$2,825.06	\$2,825.06	\$0.00	\$0.00	\$0.00	\$0.00	\$0.00	\$0.00	\$0.00	\$0.00	\$0.00	\$0.00	\$2,825.06	\$0.00
3751 Viáticos en el país	\$0.00	\$2,825.06	\$2,825.06	\$0.00	\$0.00	\$0.00	\$0.00	\$0.00	\$0.00	\$0.00	\$0.00	\$0.00	\$0.00	\$2,825.06	\$0.00
3800 SERVICIOS OFICIALES	\$450,000.00	\$91,069.68	\$541,069.68	\$37,890.00	\$37,880.00	\$32,401.00	\$37,500.00	\$37,500.00	\$37,500.00	\$37,500.00	-\$33,528.99	\$37,500.00	\$41,736.39	\$102,031.01	\$135,160.27
3820 Gastos de orden social y cultural	\$450,000.00	\$89,764.68	\$539,764.68	\$37,500.00	\$37,500.00	\$32,401.00	\$37,500.00	\$37,500.00	\$37,500.00	\$37,500.00	-\$33,528.99	\$37,500.00	\$41,736.39	\$101,496.01	\$135,160.27
3821 Gastos de orden social y cultural	\$450,000.00	\$89,764.68	\$539,764.68	\$37,500.00	\$37,500.00	\$32,401.00	\$37,500.00	\$37,500.00	\$37,500.00	\$37,500.00	-\$33,528.99	\$37,500.00	\$41,736.39	\$101,496.01	\$135,160.27
3850 Gastos de representación	\$0.00	\$1,305.00	\$1,305.00	\$390.00	\$380.00	\$0.00	\$0.00	\$0.00	\$0.00	\$0.00	\$0.00	\$0.00	\$0.00	\$535.00	\$0.00
3851 Gastos de representación	\$0.00	\$1,305.00	\$1,305.00	\$390.00	\$380.00	\$0.00	\$0.00	\$0.00	\$0.00	\$0.00	\$0.00	\$0.00	\$0.00	\$535.00	\$0.00
3900 OTROS SERVICIOS GENERALES	\$415,000.00	-\$133,358.87	\$281,641.13	\$34,583.33	\$34,583.33	\$34,583.33	\$34,583.33	\$34,583.33	\$34,583.33	\$34,583.33	\$34,583.33	\$34,583.33	\$34,583.33	-\$34,319.70	-\$29,872.47
3910 Servicios funerarios y de cementerios	\$150,000.00	-\$43,691.99	\$106,308.01	\$12,500.00	\$12,500.00	\$12,500.00	\$12,500.00	\$12,500.00	\$12,500.00	\$12,500.00	\$12,500.00	\$12,500.00	\$12,500.00	-\$16,403.03	-\$2,288.96
3911 Servicios funerarios y de cementerios	\$150,000.00	-\$43,691.99	\$106,308.01	\$12,500.00	\$12,500.00	\$12,500.00	\$12,500.00	\$12,500.00	\$12,500.00	\$12,500.00	\$12,500.00	\$12,500.00	\$12,500.00	-\$16,403.03	-\$2,288.96
3920 Impuestos y derechos	\$255,000.00	-\$83,485.88	\$171,514.12	\$21,250.00	\$21,250.00	\$21,250.00	\$21,250.00	\$21,250.00	\$21,250.00	\$21,250.00	\$21,250.00	\$21,250.00	\$21,250.00	-\$18,750.00	-\$22,235.88
3921 Impuestos y derechos	\$255,000.00	-\$83,485.88	\$171,514.12	\$21,250.00	\$21,250.00	\$21,250.00	\$21,250.00	\$21,250.00	\$21,250.00	\$21,250.00	\$21,250.00	\$21,250.00	\$21,250.00	-\$18,750.00	-\$22,235.88
3950 Penas, multas, accesorios y actualizaciones	\$10,000.00	-\$6,181.00	\$3,819.00	\$833.33	\$833.33	\$833.33	\$833.33	\$833.33	\$833.33	\$833.33	\$833.33	\$833.33	\$833.33	\$833.33	-\$5,347.63
3952 Recargos y actualizaciones	\$10,000.00	-\$6,181.00	\$3,819.00	\$833.33	\$833.33	\$833.33	\$833.33	\$833.33	\$833.33	\$833.33	\$833.33	\$833.33	\$833.33	\$833.33	-\$5,347.63
4000 TRANSFERENCIAS, ASIGNACIONES	\$2,636,361.00	-\$587,745.14	\$2,048,615.86	\$219,696.75	\$219,696.75	\$219,696.75	\$219,696.75	\$219,696.75	\$219,696.75	\$219,696.75	\$219,696.75	\$219,696.75	\$219,696.75	\$51,084.56	\$9,920.01
4400 AYUDAS SOCIALES	\$2,636,361.00	-\$587,745.14	\$2,048,615.86	\$219,696.75	\$219,696.75	\$219,696.75	\$219,696.75	\$219,696.75	\$219,696.75	\$219,696.75	\$219,696.75	\$219,696.75	\$219,696.75	\$51,084.56	\$9,920.01
4410 Ayudas sociales a personas	\$2,636,361.00	-\$587,745.14	\$2,048,615.86	\$219,696.75	\$219,696.75	\$219,696.75	\$219,696.75	\$219,696.75	\$219,696.75	\$219,696.75	\$219,696.75	\$219,696.75	\$219,696.75	\$51,084.56	\$9,920.01
4411 Ayudas sociales	\$2,636,361.00	-\$587,745.14	\$2,048,615.86	\$219,696.75	\$219,696.75	\$219,696.75	\$219,696.75	\$219,696.75	\$219,696.75	\$219,696.75	\$219,696.75	\$219,696.75	\$219,696.75	\$51,084.56	\$9,920.01
5000 BIENES MUEBLES, INMUEBLES E II	\$125,000.00	\$95,699.54	\$220,699.54	\$10,416.66	\$10,416.66	\$10,416.66	\$10,416.66	\$10,416.66	\$10,416.66	\$10,416.66	\$160,416.66	\$10,416.66	\$10,416.66	-\$9,583.34	-\$23,883.72
5100 MOBILIARIO Y EQUIPO DE ADMINISTRACIÓN	\$50,000.00	-\$50,000.00	\$0.00	\$4,166.66	\$4,166.66	\$4,166.66	\$4,166.66	\$4,166.66	\$4,166.66	\$4,166.66	-\$45,833.34	\$4,166.66	\$4,166.66	\$4,166.66	\$4,166.74
5110 Muebles de oficina y estantería	\$25,000.00	-\$25,000.00	\$0.00	\$2,083.33	\$2,083.33	\$2,083.33	\$2,083.33	\$2,083.33	\$2,083.33	\$2,083.33	-\$22,916.67	\$2,083.33	\$2,083.33	\$2,083.33	\$2,083.37
5111 Muebles de oficina y estantería	\$25,000.00	-\$25,000.00	\$0.00	\$2,083.33	\$2,083.33	\$2,083.33	\$2,083.33	\$2,083.33	\$2,083.33	\$2,083.33	-\$22,916.67	\$2,083.33	\$2,083.33	\$2,083.33	\$2,083.37
5150 Equipo de cómputo y de tecnología de la ir	\$25,000.00	-\$25,000.00	\$0.00	\$2,083.33	\$2,083.33	\$2,083.33	\$2,083.33	\$2,083.33	\$2,083.33	\$2,083.33	-\$22,916.67	\$2,083.33	\$2,083.33	\$2,083.33	\$2,083.37
5151 Equipo de cómputo y de tecnologías de la	\$25,000.00	-\$25,000.00	\$0.00	\$2,083.33	\$2,083.33	\$2,083.33	\$2,083.33	\$2,083.33	\$2,083.33	\$2,083.33	-\$22,916.67	\$2,083.33	\$2,083.33	\$2,083.33	\$2,083.37



Usr: supervisor
 Rep: rptAnálisisPresupuestoEgresosDisponibles

MUNICIPIO DE MAMA

Estado de Yucatán


Estado Analítico del Ejercicio del Presupuesto Disponible por Capítulo del Gasto

Del 01/ene/2021 Al 31/dic/2021

Fecha y 01/mar/2022

hora de Impresión 10:37 a.m.

Objeto del Gasto	Presupuesto Aprobado	Ampliaciones/Reducciones	Presupuesto Vigente	Ene	Feb	Mar	Abr	May	Jun	Jul	Ago	Sep	Oct	Nov	Dic
5400 VEHÍCULOS Y EQUIPO DE TRANSPORTE	\$0.00	\$200,000.00	\$200,000.00	\$0.00	\$0.00	\$0.00	\$0.00	\$0.00	\$0.00	\$0.00	\$200,000.00	\$0.00	\$0.00	\$0.00	\$0.00
5410 Vehículos y equipo terrestre	\$0.00	\$200,000.00	\$200,000.00	\$0.00	\$0.00	\$0.00	\$0.00	\$0.00	\$0.00	\$0.00	\$200,000.00	\$0.00	\$0.00	\$0.00	\$0.00
5411 Vehículos y equipo terrestre	\$0.00	\$200,000.00	\$200,000.00	\$0.00	\$0.00	\$0.00	\$0.00	\$0.00	\$0.00	\$0.00	\$200,000.00	\$0.00	\$0.00	\$0.00	\$0.00
5600 MAQUINARIA, OTROS EQUIPOS Y HERR.	\$75,000.00	-\$54,300.46	\$20,699.54	\$6,250.00	\$6,250.00	\$6,250.00	\$6,250.00	\$6,250.00	\$6,250.00	\$6,250.00	\$6,250.00	\$6,250.00	\$6,250.00	\$6,250.00	-\$13,750.00
5610 Maquinaria y equipo agropecuario	\$25,000.00	-\$4,300.46	\$20,699.54	\$2,083.33	\$2,083.33	\$2,083.33	\$2,083.33	\$2,083.33	\$2,083.33	\$2,083.33	\$2,083.33	\$2,083.33	\$2,083.33	\$2,083.33	\$2,083.33
5611 Maquinaria y equipo agropecuario	\$25,000.00	-\$4,300.46	\$20,699.54	\$2,083.33	\$2,083.33	\$2,083.33	\$2,083.33	\$2,083.33	\$2,083.33	\$2,083.33	\$2,083.33	\$2,083.33	\$2,083.33	\$2,083.33	\$2,083.33
5620 Maquinaria y equipo industrial	\$30,000.00	-\$30,000.00	\$0.00	\$2,500.00	\$2,500.00	\$2,500.00	\$2,500.00	\$2,500.00	\$2,500.00	\$2,500.00	\$2,500.00	\$2,500.00	\$2,500.00	\$2,500.00	\$2,500.00
5621 Maquinaria y equipo industrial	\$30,000.00	-\$30,000.00	\$0.00	\$2,500.00	\$2,500.00	\$2,500.00	\$2,500.00	\$2,500.00	\$2,500.00	\$2,500.00	\$2,500.00	\$2,500.00	\$2,500.00	\$2,500.00	\$2,500.00
5650 Equipo de comunicación y telecomunicación	\$20,000.00	-\$20,000.00	\$0.00	\$1,666.67	\$1,666.67	\$1,666.67	\$1,666.67	\$1,666.67	\$1,666.67	\$1,666.67	\$1,666.67	\$1,666.67	\$1,666.67	\$1,666.67	\$1,666.67
5651 Equipo de comunicación y telecomunicación	\$20,000.00	-\$20,000.00	\$0.00	\$1,666.67	\$1,666.67	\$1,666.67	\$1,666.67	\$1,666.67	\$1,666.67	\$1,666.67	\$1,666.67	\$1,666.67	\$1,666.67	\$1,666.67	\$1,666.67
6000 INVERSIÓN PÚBLICA	\$6,836,476.00	\$1,186,094.56	\$8,022,570.56	\$652,822.22	\$652,822.22	\$652,822.22	\$652,822.22	\$652,822.22	\$652,822.22	\$652,822.22	\$652,822.22	\$652,822.22	\$652,822.22	\$652,822.22	\$862,598.96
6100 OBRA PÚBLICA EN BIENES DE DOMINIO	\$6,836,476.00	\$1,186,094.56	\$8,022,570.56	\$652,822.22	\$652,822.22	\$652,822.22	\$652,822.22	\$652,822.22	\$652,822.22	\$652,822.22	\$652,822.22	\$652,822.22	\$652,822.22	\$652,822.22	\$862,598.96
6110 Edificación habitacional	\$6,836,476.00	-\$3,728,189.90	\$3,108,286.10	\$606,088.95	\$606,088.95	\$497,060.71	-\$370,863.61	\$606,088.95	\$606,088.95	\$456,300.50	-\$454,489.23	\$606,088.95	\$606,088.95	-\$542,086.73	-\$114,169.24
6111 Edificación habitacional	\$6,836,476.00	-\$3,728,189.90	\$3,108,286.10	\$606,088.95	\$606,088.95	\$497,060.71	-\$370,863.61	\$606,088.95	\$606,088.95	\$456,300.50	-\$454,489.23	\$606,088.95	\$606,088.95	-\$542,086.73	-\$114,169.24
6120 Edificación no habitacional	\$0.00	\$1,386,483.41	\$1,386,483.41	\$0.00	\$0.00	\$0.00	\$0.00	\$0.00	\$0.00	\$0.00	\$747,702.83	\$0.00	\$0.00	\$0.00	\$638,780.58
6121 Edificación no habitacional	\$0.00	\$1,386,483.41	\$1,386,483.41	\$0.00	\$0.00	\$0.00	\$0.00	\$0.00	\$0.00	\$0.00	\$747,702.83	\$0.00	\$0.00	\$0.00	\$638,780.58
6140 División de terrenos y construcción de obra	\$0.00	\$978,474.71	\$978,474.71	\$0.00	\$0.00	\$109,028.24	\$106,729.81	\$0.00	\$0.00	\$149,788.45	\$312,875.35	\$0.00	\$0.00	\$239,648.08	\$60,404.78
6141 División de terrenos y construcción de obra	\$0.00	\$978,474.71	\$978,474.71	\$0.00	\$0.00	\$109,028.24	\$106,729.81	\$0.00	\$0.00	\$149,788.45	\$312,875.35	\$0.00	\$0.00	\$239,648.08	\$60,404.78
6150 Construcción de vías de comunicación	\$0.00	\$2,549,326.34	\$2,549,326.34	\$46,733.27	\$46,733.27	\$46,733.27	\$916,956.02	\$46,733.27	\$46,733.27	\$46,733.27	\$46,733.27	\$46,733.27	\$46,733.27	\$1,165,037.61	\$46,733.28
6151 Construcción de vías de comunicación	\$0.00	\$2,549,326.34	\$2,549,326.34	\$46,733.27	\$46,733.27	\$46,733.27	\$916,956.02	\$46,733.27	\$46,733.27	\$46,733.27	\$46,733.27	\$46,733.27	\$46,733.27	\$1,165,037.61	\$46,733.28
Total	\$21,769,066.00	-\$518,905.29	\$21,250,160.71	\$1,897,407.40	\$1,897,407.40	\$1,897,407.40	\$1,897,407.40	\$1,897,407.40	\$1,897,407.40	\$1,897,407.40	\$1,897,407.40	\$1,900,887.40	\$1,893,927.40	\$1,897,407.40	\$378,679.31



Usr: supervisor
 Rep: rptAnálisisPresupuestoEgresosDisponibles

MUNICIPIO DE MAMA

Estado de Yucatán

Estado Analítico del Ejercicio del Presupuesto Disponible por Capítulo del Gasto

Del 01/ene/2021 Al 31/dic/2021

Fecha y 01/mar/2022

hora de Impresión 10:37 a.m.

Objeto del Gasto	Presupuesto Aprobado	Ampliaciones/Reducciones	Presupuesto Vigente	Ene	Feb	Mar	Abr	May	Jun	Jul	Ago	Sep	Oct	Nov	Dic
------------------	----------------------	--------------------------	---------------------	-----	-----	-----	-----	-----	-----	-----	-----	-----	-----	-----	-----

C. MARIA INES PACHECO POOT
 PRESIDENTA MUNICIPAL

C.MANUEL JESUS COOT MAAY
 TESORERO MUNICIPAL

C.LAURO GERMAN CANCHÉ MARIN
 SINDICO MUNICIPAL

LIC. FATIMA DEL ROSARIO ARCE RAVELL
 SECRETARIA MUNICIPAL