

Usr: supervisor  
Rep: rptAnálisis Mensual de Egresos

# MUNICIPIO DE MAMA

Estado de Yucatán

## Análítico Mensual de Egresos Pagados por Capítulo del Gasto al 31/dic/2021


(Cuentas con Movimientos)

(Cifras en pesos y centavos)

Fecha y 01/mar/2022

hora de Impresión 10:34 a.m.

Objeto del Gasto	Presupuesto Vigente	Ene	Feb	Mar	Abr	May	Jun	Jul	Ago	Sep	Oct	Nov	Dic	Total	Diferencia (Vigente - Total)
<b>1000 SERVICIOS PERSONALES</b>	<b>\$5,200,833.41</b>	<b>\$382,055.60</b>	<b>\$400,089.18</b>	<b>\$404,738.67</b>	<b>\$405,658.28</b>	<b>\$397,076.55</b>	<b>\$397,673.94</b>	<b>\$407,681.64</b>	<b>\$647,843.73</b>	<b>\$401,278.81</b>	<b>\$410,329.54</b>	<b>\$406,062.36</b>	<b>\$537,607.86</b>	<b>\$5,198,096.16</b>	<b>\$2,737.25</b>
<b>1100 REMUNERACIONES AL PERSONAL DE C.</b>	<b>\$4,837,610.09</b>	<b>\$382,055.60</b>	<b>\$400,089.18</b>	<b>\$404,738.67</b>	<b>\$405,658.28</b>	<b>\$397,076.55</b>	<b>\$397,673.94</b>	<b>\$407,681.64</b>	<b>\$413,170.69</b>	<b>\$401,278.81</b>	<b>\$410,329.54</b>	<b>\$406,062.36</b>	<b>\$409,057.58</b>	<b>\$4,834,872.84</b>	<b>\$2,737.25</b>
1110 Dietas	\$1,269,818.27	\$100,932.69	\$109,261.30	\$109,261.30	\$109,261.30	\$109,261.30	\$109,261.30	\$109,261.30	\$109,261.30	\$97,836.32	\$97,836.32	\$110,547.52	\$97,836.32	\$1,269,818.27	\$0.00
1111 Dietas	\$1,269,818.27	\$100,932.69	\$109,261.30	\$109,261.30	\$109,261.30	\$109,261.30	\$109,261.30	\$109,261.30	\$109,261.30	\$97,836.32	\$97,836.32	\$110,547.52	\$97,836.32	\$1,269,818.27	\$0.00
1130 Sueldos base al personal permanente	\$3,567,791.82	\$281,122.91	\$290,827.88	\$295,477.37	\$296,396.98	\$287,815.25	\$288,412.64	\$298,420.34	\$303,909.39	\$303,442.49	\$312,493.22	\$295,514.84	\$311,221.26	\$3,565,054.57	\$2,737.25
1131 Sueldos al personal de base	\$3,567,791.82	\$281,122.91	\$290,827.88	\$295,477.37	\$296,396.98	\$287,815.25	\$288,412.64	\$298,420.34	\$303,909.39	\$303,442.49	\$312,493.22	\$295,514.84	\$311,221.26	\$3,565,054.57	\$2,737.25
<b>1300 REMUNERACIONES ADICIONALES Y ESP</b>	<b>\$363,223.32</b>	<b>\$0.00</b>	<b>\$0.00</b>	<b>\$0.00</b>	<b>\$0.00</b>	<b>\$0.00</b>	<b>\$0.00</b>	<b>\$0.00</b>	<b>\$234,673.04</b>	<b>\$0.00</b>	<b>\$0.00</b>	<b>\$0.00</b>	<b>\$128,550.28</b>	<b>\$363,223.32</b>	<b>\$0.00</b>
1310 Primas por años de servicios efectivos pres	\$104,843.40	\$0.00	\$0.00	\$0.00	\$0.00	\$0.00	\$0.00	\$0.00	\$104,843.40	\$0.00	\$0.00	\$0.00	\$0.00	\$104,843.40	\$0.00
1312 Pago de prima de antigüedad	\$104,843.40	\$0.00	\$0.00	\$0.00	\$0.00	\$0.00	\$0.00	\$0.00	\$104,843.40	\$0.00	\$0.00	\$0.00	\$0.00	\$104,843.40	\$0.00
1320 Primas de vacaciones, dominical y gratificar	\$258,379.92	\$0.00	\$0.00	\$0.00	\$0.00	\$0.00	\$0.00	\$0.00	\$129,829.64	\$0.00	\$0.00	\$0.00	\$128,550.28	\$258,379.92	\$0.00
1322 Gratificación de fin de año	\$258,379.92	\$0.00	\$0.00	\$0.00	\$0.00	\$0.00	\$0.00	\$0.00	\$129,829.64	\$0.00	\$0.00	\$0.00	\$128,550.28	\$258,379.92	\$0.00
<b>2000 MATERIALES Y SUMINISTROS</b>	<b>\$2,488,457.81</b>	<b>\$16,490.05</b>	<b>\$129,410.27</b>	<b>\$189,301.65</b>	<b>\$177,989.82</b>	<b>\$173,383.23</b>	<b>\$196,977.23</b>	<b>\$221,580.86</b>	<b>\$456,493.90</b>	<b>\$116,356.89</b>	<b>\$238,674.47</b>	<b>\$230,978.65</b>	<b>\$207,757.96</b>	<b>\$2,355,394.98</b>	<b>\$133,062.83</b>
<b>2100 MATERIALES DE ADMINISTRACIÓN, EMIS</b>	<b>\$49,005.78</b>	<b>\$1,992.00</b>	<b>\$7,120.20</b>	<b>\$2,333.51</b>	<b>\$1,325.00</b>	<b>\$0.00</b>	<b>\$4,452.50</b>	<b>\$2,387.09</b>	<b>\$1,045.16</b>	<b>\$13,743.50</b>	<b>\$6,996.72</b>	<b>\$5,282.48</b>	<b>\$2,327.62</b>	<b>\$49,005.78</b>	<b>\$0.00</b>
2110 Materiales, útiles y equipos menores de ofic	\$33,709.75	\$1,992.00	\$1,901.00	\$2,187.01	\$1,325.00	\$0.00	\$3,060.50	\$0.00	\$1,045.16	\$9,743.51	\$5,466.72	\$4,996.23	\$1,992.62	\$33,709.75	\$0.00
2111 Materiales, útiles y equipos menores de ofic	\$33,709.75	\$1,992.00	\$1,901.00	\$2,187.01	\$1,325.00	\$0.00	\$3,060.50	\$0.00	\$1,045.16	\$9,743.51	\$5,466.72	\$4,996.23	\$1,992.62	\$33,709.75	\$0.00
2140 Materiales, útiles y equipos menores de tec	\$1,367.50	\$0.00	\$0.00	\$146.50	\$0.00	\$0.00	\$0.00	\$0.00	\$0.00	\$0.00	\$1,221.00	\$0.00	\$0.00	\$1,367.50	\$0.00
2141 Materiales, útiles y equipos menores de tec	\$1,367.50	\$0.00	\$0.00	\$146.50	\$0.00	\$0.00	\$0.00	\$0.00	\$0.00	\$0.00	\$1,221.00	\$0.00	\$0.00	\$1,367.50	\$0.00
2160 Material de limpieza	\$13,928.53	\$0.00	\$5,219.20	\$0.00	\$0.00	\$0.00	\$1,392.00	\$2,387.09	\$0.00	\$3,999.99	\$309.00	\$286.25	\$335.00	\$13,928.53	\$0.00
2161 Material de limpieza	\$13,928.53	\$0.00	\$5,219.20	\$0.00	\$0.00	\$0.00	\$1,392.00	\$2,387.09	\$0.00	\$3,999.99	\$309.00	\$286.25	\$335.00	\$13,928.53	\$0.00
<b>2200 ALIMENTOS Y UTENSILIOS</b>	<b>\$139,131.23</b>	<b>\$1,881.00</b>	<b>\$9,969.00</b>	<b>\$10,009.91</b>	<b>\$9,808.74</b>	<b>\$10,533.21</b>	<b>\$8,858.01</b>	<b>\$8,517.04</b>	<b>\$26,895.21</b>	<b>\$10,613.20</b>	<b>\$10,420.84</b>	<b>\$24,644.11</b>	<b>\$6,980.96</b>	<b>\$139,131.23</b>	<b>\$0.00</b>
2210 Productos alimenticios para personas	\$139,131.23	\$1,881.00	\$9,969.00	\$10,009.91	\$9,808.74	\$10,533.21	\$8,858.01	\$8,517.04	\$26,895.21	\$10,613.20	\$10,420.84	\$24,644.11	\$6,980.96	\$139,131.23	\$0.00
2211 Productos alimenticios para personas	\$139,131.23	\$1,881.00	\$9,969.00	\$10,009.91	\$9,808.74	\$10,533.21	\$8,858.01	\$8,517.04	\$26,895.21	\$10,613.20	\$10,420.84	\$24,644.11	\$6,980.96	\$139,131.23	\$0.00
<b>2400 MATERIALES Y ARTÍCULOS DE CONSTRUC</b>	<b>\$199,363.63</b>	<b>\$237.00</b>	<b>\$9,934.11</b>	<b>\$300.00</b>	<b>\$11,831.96</b>	<b>\$12,441.73</b>	<b>\$6,723.29</b>	<b>\$14,314.42</b>	<b>\$8,179.40</b>	<b>\$48,863.65</b>	<b>\$54,890.34</b>	<b>\$9,150.39</b>	<b>\$22,497.34</b>	<b>\$199,363.63</b>	<b>\$0.00</b>
2410 Productos minerales no metálicos	\$6,770.92	\$0.00	\$0.00	\$0.00	\$0.00	\$0.00	\$0.00	\$0.00	\$0.00	\$2,282.88	\$0.00	\$0.00	\$4,488.04	\$6,770.92	\$0.00
2411 Productos minerales no metálicos	\$6,770.92	\$0.00	\$0.00	\$0.00	\$0.00	\$0.00	\$0.00	\$0.00	\$0.00	\$2,282.88	\$0.00	\$0.00	\$4,488.04	\$6,770.92	\$0.00
2420 Cemento y productos de concreto	\$6,635.20	\$0.00	\$0.00	\$0.00	\$0.00	\$0.00	\$0.00	\$0.00	\$0.00	\$4,872.00	\$0.00	\$0.00	\$1,763.20	\$6,635.20	\$0.00
2421 Cemento y productos de concreto	\$6,635.20	\$0.00	\$0.00	\$0.00	\$0.00	\$0.00	\$0.00	\$0.00	\$0.00	\$4,872.00	\$0.00	\$0.00	\$1,763.20	\$6,635.20	\$0.00
2430 Cal, yeso y productos de yeso	\$1,252.80	\$0.00	\$0.00	\$0.00	\$0.00	\$0.00	\$0.00	\$0.00	\$0.00	\$1,252.80	\$0.00	\$0.00	\$0.00	\$1,252.80	\$0.00
2431 Cal, yeso y productos de yeso	\$1,252.80	\$0.00	\$0.00	\$0.00	\$0.00	\$0.00	\$0.00	\$0.00	\$0.00	\$1,252.80	\$0.00	\$0.00	\$0.00	\$1,252.80	\$0.00
2460 Material eléctrico y electrónico	\$106,878.16	\$0.00	\$9,934.11	\$300.00	\$6,865.21	\$6,932.05	\$6,041.21	\$14,239.02	\$4,281.80	\$29,221.69	\$8,518.15	\$6,492.38	\$14,052.54	\$106,878.16	\$0.00
2461 Material eléctrico y electrónico	\$106,878.16	\$0.00	\$9,934.11	\$300.00	\$6,865.21	\$6,932.05	\$6,041.21	\$14,239.02	\$4,281.80	\$29,221.69	\$8,518.15	\$6,492.38	\$14,052.54	\$106,878.16	\$0.00
2470 Artículos metálicos para la construcción	\$5,739.16	\$0.00	\$0.00	\$0.00	\$0.00	\$0.00	\$0.00	\$0.00	\$0.00	\$5,007.20	\$0.00	\$0.00	\$731.96	\$5,739.16	\$0.00
2471 Artículos metálicos para la construcción	\$5,739.16	\$0.00	\$0.00	\$0.00	\$0.00	\$0.00	\$0.00	\$0.00	\$0.00	\$5,007.20	\$0.00	\$0.00	\$731.96	\$5,739.16	\$0.00
2490 Otros materiales y artículos de construcción	\$72,087.39	\$237.00	\$0.00	\$0.00	\$4,966.75	\$5,509.68	\$682.08	\$75.40	\$3,897.60	\$6,227.08	\$46,372.19	\$2,658.01	\$1,461.60	\$72,087.39	\$0.00
2491 Otros materiales y artículos de construcción	\$72,087.39	\$237.00	\$0.00	\$0.00	\$4,966.75	\$5,509.68	\$682.08	\$75.40	\$3,897.60	\$6,227.08	\$46,372.19	\$2,658.01	\$1,461.60	\$72,087.39	\$0.00
<b>2500 PRODUCTOS QUÍMICOS, FARMACÉUTIC</b>	<b>\$87,881.68</b>	<b>\$9,333.30</b>	<b>\$7,108.30</b>	<b>\$3,035.23</b>	<b>\$2,272.32</b>	<b>\$2,942.25</b>	<b>\$5,831.78</b>	<b>\$12,098.20</b>	<b>\$6,570.78</b>	<b>\$9,721.71</b>	<b>\$18,918.06</b>	<b>\$5,471.70</b>	<b>\$4,578.05</b>	<b>\$87,881.68</b>	<b>\$0.00</b>
2520 Fertilizantes, pesticidas y otros agroquímico	\$30,910.80	\$0.00	\$2,029.20	\$0.00	\$0.00	\$1,440.00	\$0.00	\$2,721.80	\$2,580.60	\$3,796.20	\$15,002.40	\$1,174.60	\$2,166.00	\$30,910.80	\$0.00
2521 Fertilizantes, pesticidas y otros agroquímico	\$30,910.80	\$0.00	\$2,029.20	\$0.00	\$0.00	\$1,440.00	\$0.00	\$2,721.80	\$2,580.60	\$3,796.20	\$15,002.40	\$1,174.60	\$2,166.00	\$30,910.80	\$0.00
2530 Medicinas y productos farmacéuticos	\$29,748.74	\$9,333.30	\$148.92	\$3,035.23	\$2,272.32	\$1,502.25	\$0.00	\$6,000.10	\$0.00	\$3,098.00	\$1,946.57	\$0.00	\$2,412.05	\$29,748.74	\$0.00
2531 Medicinas y productos farmacéuticos	\$29,748.74	\$9,333.30	\$148.92	\$3,035.23	\$2,272.32	\$1,502.25	\$0.00	\$6,000.10	\$0.00	\$3,098.00	\$1,946.57	\$0.00	\$2,412.05	\$29,748.74	\$0.00



Utr: super...  
Rep: rpt...

# MUNICIPIO DE MAMA

## Estado de Yucatán


### Análítico Mensual de Egresos Pagados por Capítulo del Gasto al 31/dic/2021

(Cuentas con Movimientos)

(Cifras en pesos y centavos)

Fecha y hora de Impresión | 01/mar/2022  
10:34 a.m.

Objeto del Gasto		Presupuesto Vigente	Ene	Feb	Mar	Abr	May	Jun	Jul	Ago	Sep	Oct	Nov	Dic	Total	Diferencia (Vigente - Total)
2540	Materiales, accesorios y suministros médicc	\$2,360.30	\$0.00	\$940.00	\$0.00	\$0.00	\$0.00	\$0.00	\$0.00	\$0.00	\$985.89	\$434.41	\$0.00	\$0.00	\$2,360.30	\$0.00
2541	Materiales, accesorios y suministros médicc	\$2,360.30	\$0.00	\$940.00	\$0.00	\$0.00	\$0.00	\$0.00	\$0.00	\$0.00	\$985.89	\$434.41	\$0.00	\$0.00	\$2,360.30	\$0.00
2590	Otros productos químicos	\$24,861.84	\$0.00	\$3,990.18	\$0.00	\$0.00	\$0.00	\$5,831.78	\$3,376.30	\$3,990.18	\$1,841.62	\$1,534.68	\$4,297.10	\$0.00	\$24,861.84	\$0.00
2591	Otros productos químicos	\$24,861.84	\$0.00	\$3,990.18	\$0.00	\$0.00	\$0.00	\$5,831.78	\$3,376.30	\$3,990.18	\$1,841.62	\$1,534.68	\$4,297.10	\$0.00	\$24,861.84	\$0.00
<b>2600</b>	<b>COMBUSTIBLES, LUBRICANTES Y ADITIV</b>	<b>\$1,739,003.03</b>	<b>\$0.00</b>	<b>\$81,901.66</b>	<b>\$140,459.29</b>	<b>\$139,881.45</b>	<b>\$130,222.33</b>	<b>\$151,971.43</b>	<b>\$180,049.70</b>	<b>\$331,094.42</b>	<b>\$8,130.50</b>	<b>\$115,562.17</b>	<b>\$176,931.29</b>	<b>\$149,735.96</b>	<b>\$1,605,940.20</b>	<b>\$133,062.83</b>
2610	Combustibles, lubricantes y aditivos	\$1,739,003.03	\$0.00	\$81,901.66	\$140,459.29	\$139,881.45	\$130,222.33	\$151,971.43	\$180,049.70	\$331,094.42	\$8,130.50	\$115,562.17	\$176,931.29	\$149,735.96	\$1,605,940.20	\$133,062.83
2611	Combustible	\$1,703,710.78	\$0.00	\$76,569.34	\$138,806.88	\$137,138.06	\$130,222.33	\$150,564.63	\$176,904.64	\$326,123.82	\$6,766.12	\$113,043.58	\$175,951.60	\$138,556.95	\$1,570,647.95	\$133,062.83
2612	Lubricantes y aditivos	\$35,292.25	\$0.00	\$5,332.32	\$1,652.41	\$2,743.39	\$0.00	\$1,406.80	\$3,145.06	\$4,970.60	\$1,364.38	\$2,518.59	\$979.69	\$11,179.01	\$35,292.25	\$0.00
<b>2700</b>	<b>VESTUARIO, BLANCOS, PRENDAS DE PR</b>	<b>\$62,355.21</b>	<b>\$0.00</b>	<b>\$1,713.32</b>	<b>\$0.00</b>	<b>\$799.99</b>	<b>\$0.00</b>	<b>\$0.00</b>	<b>\$0.00</b>	<b>\$49,573.60</b>	<b>\$1,052.34</b>	<b>\$3,958.52</b>	<b>\$0.00</b>	<b>\$5,257.44</b>	<b>\$62,355.21</b>	<b>\$0.00</b>
2710	Vestuario y uniformes	\$48,953.60	\$0.00	\$0.00	\$0.00	\$0.00	\$0.00	\$0.00	\$0.00	\$48,953.60	\$0.00	\$0.00	\$0.00	\$0.00	\$48,953.60	\$0.00
2711	Vestuario y uniformes	\$48,953.60	\$0.00	\$0.00	\$0.00	\$0.00	\$0.00	\$0.00	\$0.00	\$48,953.60	\$0.00	\$0.00	\$0.00	\$0.00	\$48,953.60	\$0.00
2720	Prendas de seguridad y protección persona	\$8,643.10	\$0.00	\$1,713.32	\$0.00	\$0.00	\$0.00	\$0.00	\$0.00	\$620.00	\$1,052.34	\$0.00	\$0.00	\$5,257.44	\$8,643.10	\$0.00
2721	Prendas de seguridad y protección persona	\$8,643.10	\$0.00	\$1,713.32	\$0.00	\$0.00	\$0.00	\$0.00	\$0.00	\$620.00	\$1,052.34	\$0.00	\$0.00	\$5,257.44	\$8,643.10	\$0.00
2730	Artículos deportivos	\$4,758.51	\$0.00	\$0.00	\$0.00	\$799.99	\$0.00	\$0.00	\$0.00	\$0.00	\$0.00	\$3,958.52	\$0.00	\$0.00	\$4,758.51	\$0.00
2731	Artículos deportivos	\$4,758.51	\$0.00	\$0.00	\$0.00	\$799.99	\$0.00	\$0.00	\$0.00	\$0.00	\$0.00	\$3,958.52	\$0.00	\$0.00	\$4,758.51	\$0.00
<b>2800</b>	<b>MATERIALES Y SUMINISTROS PARA SEG</b>	<b>\$1,725.06</b>	<b>\$0.00</b>	<b>\$0.00</b>	<b>\$0.00</b>	<b>\$0.00</b>	<b>\$0.00</b>	<b>\$0.00</b>	<b>\$0.00</b>	<b>\$0.00</b>	<b>\$0.00</b>	<b>\$0.00</b>	<b>\$1,725.06</b>	<b>\$0.00</b>	<b>\$1,725.06</b>	<b>\$0.00</b>
2820	Materiales de seguridad pública	\$1,725.06	\$0.00	\$0.00	\$0.00	\$0.00	\$0.00	\$0.00	\$0.00	\$0.00	\$0.00	\$0.00	\$1,725.06	\$0.00	\$1,725.06	\$0.00
2821	Materiales de seguridad pública	\$1,725.06	\$0.00	\$0.00	\$0.00	\$0.00	\$0.00	\$0.00	\$0.00	\$0.00	\$0.00	\$0.00	\$1,725.06	\$0.00	\$1,725.06	\$0.00
<b>2900</b>	<b>HERRAMIENTAS, REFACCIONES Y ACCE</b>	<b>\$209,992.19</b>	<b>\$3,046.75</b>	<b>\$11,663.68</b>	<b>\$33,163.71</b>	<b>\$12,070.36</b>	<b>\$17,243.71</b>	<b>\$19,140.22</b>	<b>\$4,214.41</b>	<b>\$33,135.33</b>	<b>\$24,231.99</b>	<b>\$27,927.82</b>	<b>\$7,773.62</b>	<b>\$16,380.59</b>	<b>\$209,992.19</b>	<b>\$0.00</b>
2910	Herramientas menores	\$11,390.74	\$616.02	\$2,200.01	\$0.00	\$1,392.00	\$0.00	\$465.02	\$1,461.60	\$503.22	\$1,162.76	\$950.02	\$2,640.09	\$0.00	\$11,390.74	\$0.00
2911	Herramientas menores	\$11,390.74	\$616.02	\$2,200.01	\$0.00	\$1,392.00	\$0.00	\$465.02	\$1,461.60	\$503.22	\$1,162.76	\$950.02	\$2,640.09	\$0.00	\$11,390.74	\$0.00
2930	Refacciones y accesorios menores de mobi	\$4,016.95	\$0.00	\$0.00	\$649.00	\$0.00	\$0.00	\$0.00	\$0.00	\$0.00	\$0.00	\$2,699.00	\$668.95	\$0.00	\$4,016.95	\$0.00
2931	Refacciones y accesorios menores de mobi	\$4,016.95	\$0.00	\$0.00	\$649.00	\$0.00	\$0.00	\$0.00	\$0.00	\$0.00	\$0.00	\$2,699.00	\$668.95	\$0.00	\$4,016.95	\$0.00
2940	Refacciones y accesorios menores de equi	\$5,189.00	\$0.00	\$0.00	\$5,099.00	\$0.00	\$0.00	\$90.00	\$0.00	\$0.00	\$0.00	\$0.00	\$0.00	\$0.00	\$5,189.00	\$0.00
2941	Refacciones y accesorios menores de equi	\$5,189.00	\$0.00	\$0.00	\$5,099.00	\$0.00	\$0.00	\$90.00	\$0.00	\$0.00	\$0.00	\$0.00	\$0.00	\$0.00	\$5,189.00	\$0.00
2960	Refacciones y accesorios menores de equi	\$176,941.00	\$2,430.73	\$9,463.67	\$21,170.71	\$10,678.36	\$17,243.71	\$17,225.20	\$2,752.81	\$29,814.61	\$21,037.23	\$24,278.80	\$4,464.58	\$16,380.59	\$176,941.00	\$0.00
2961	Refacciones y accesorios menores de equi	\$176,941.00	\$2,430.73	\$9,463.67	\$21,170.71	\$10,678.36	\$17,243.71	\$17,225.20	\$2,752.81	\$29,814.61	\$21,037.23	\$24,278.80	\$4,464.58	\$16,380.59	\$176,941.00	\$0.00
2980	Refacciones y accesorios menores de maq	\$12,454.50	\$0.00	\$0.00	\$6,245.00	\$0.00	\$0.00	\$1,360.00	\$0.00	\$2,817.50	\$2,032.00	\$0.00	\$0.00	\$0.00	\$12,454.50	\$0.00
2981	Refacciones y accesorios menores de maq	\$12,454.50	\$0.00	\$0.00	\$6,245.00	\$0.00	\$0.00	\$1,360.00	\$0.00	\$2,817.50	\$2,032.00	\$0.00	\$0.00	\$0.00	\$12,454.50	\$0.00
<b>3000</b>	<b>SERVICIOS GENERALES</b>	<b>\$3,268,983.53</b>	<b>\$249,178.83</b>	<b>\$206,530.25</b>	<b>\$216,412.63</b>	<b>\$260,159.95</b>	<b>\$350,884.45</b>	<b>\$201,540.12</b>	<b>\$244,412.60</b>	<b>\$287,635.49</b>	<b>\$315,546.73</b>	<b>\$249,533.34</b>	<b>\$275,511.12</b>	<b>\$411,638.02</b>	<b>\$3,268,983.53</b>	<b>\$0.00</b>
<b>3100</b>	<b>SERVICIOS BÁSICOS</b>	<b>\$1,420,322.33</b>	<b>\$134,763.00</b>	<b>\$102,593.00</b>	<b>\$140,043.00</b>	<b>\$144,646.33</b>	<b>\$154,664.00</b>	<b>\$128,137.00</b>	<b>\$131,589.00</b>	<b>\$31,489.00</b>	<b>\$105,015.00</b>	<b>\$129,220.00</b>	<b>\$120,479.00</b>	<b>\$97,684.00</b>	<b>\$1,420,322.33</b>	<b>\$0.00</b>
3110	Energía eléctrica	\$1,406,518.33	\$125,019.00	\$101,781.00	\$140,043.00	\$144,240.33	\$154,258.00	\$127,731.00	\$131,183.00	\$31,083.00	\$105,015.00	\$128,814.00	\$120,073.00	\$97,278.00	\$1,406,518.33	\$0.00
3111	Energía eléctrica	\$1,406,518.33	\$125,019.00	\$101,781.00	\$140,043.00	\$144,240.33	\$154,258.00	\$127,731.00	\$131,183.00	\$31,083.00	\$105,015.00	\$128,814.00	\$120,073.00	\$97,278.00	\$1,406,518.33	\$0.00
3170	Servicios de acceso de Internet, redes y prc	\$13,804.00	\$9,744.00	\$812.00	\$0.00	\$406.00	\$406.00	\$406.00	\$406.00	\$406.00	\$0.00	\$406.00	\$406.00	\$406.00	\$13,804.00	\$0.00
3171	Servicios de acceso de Internet, redes y prc	\$13,804.00	\$9,744.00	\$812.00	\$0.00	\$406.00	\$406.00	\$406.00	\$406.00	\$406.00	\$0.00	\$406.00	\$406.00	\$406.00	\$13,804.00	\$0.00
<b>3200</b>	<b>SERVICIOS DE ARRENDAMIENTO</b>	<b>\$18,792.00</b>	<b>\$0.00</b>	<b>\$0.00</b>	<b>\$0.00</b>	<b>\$0.00</b>	<b>\$0.00</b>	<b>\$0.00</b>	<b>\$0.00</b>	<b>\$0.00</b>	<b>\$0.00</b>	<b>\$18,792.00</b>	<b>\$0.00</b>	<b>\$0.00</b>	<b>\$18,792.00</b>	<b>\$0.00</b>
3250	Arrendamiento de equipo de transporte	\$18,792.00	\$0.00	\$0.00	\$0.00	\$0.00	\$0.00	\$0.00	\$0.00	\$0.00	\$0.00	\$18,792.00	\$0.00	\$0.00	\$18,792.00	\$0.00
3251	Arrendamiento de equipo de transporte	\$18,792.00	\$0.00	\$0.00	\$0.00	\$0.00	\$0.00	\$0.00	\$0.00	\$0.00	\$0.00	\$18,792.00	\$0.00	\$0.00	\$18,792.00	\$0.00
<b>3300</b>	<b>SERVICIOS PROFESIONALES, CIENTÍFIC</b>	<b>\$745,959.43</b>	<b>\$27,283.41</b>	<b>\$80,920.01</b>	<b>\$43,000.01</b>	<b>\$43,000.01</b>	<b>\$46,129.92</b>	<b>\$50,460.01</b>	<b>\$56,100.01</b>	<b>\$87,580.01</b>	<b>\$43,500.01</b>	<b>\$43,500.01</b>	<b>\$43,986.01</b>	<b>\$180,500.01</b>	<b>\$745,959.43</b>	<b>\$0.00</b>
3310	Servicios legales, de contabilidad, auditoria	\$698,580.12	\$17,000.01	\$67,000.01	\$43,000.01	\$43,000.01	\$43,000.01	\$43,500.01	\$43,500.01	\$87,580.01	\$43,500.01	\$43,500.01	\$43,500.01	\$180,500.01	\$698,580.12	\$0.00




Usr: supervisor  
Rep: rptAnálisis Mensual de Egresos

**MUNICIPIO DE MAMA**  
Estado de Yucatán  
**Análítico Mensual de Egresos Pagados por Capítulo del Gasto al 31/dic/2021**  
(Cuentas con Movimientos)  
(Cifras en pesos y centavos)

Fecha y hora de Impresión | 01/mar/2022  
10:34 a.m.

Objeto del Gasto		Presupuesto Vigente	Ene	Feb	Mar	Abr	May	Jun	Jul	Ago	Sep	Oct	Nov	Dic	Total	Diferencia (Vigente - Total)
3311	Servicios legales, de contabilidad, auditoría	\$698,580.12	\$17,000.01	\$67,000.01	\$43,000.01	\$43,000.01	\$43,000.01	\$43,500.01	\$43,500.01	\$87,580.01	\$43,500.01	\$43,500.01	\$43,500.01	\$180,500.01	\$698,580.12	\$0.00
3330	Servicios de consultoría administrativa, proc	\$12,600.00	\$0.00	\$0.00	\$0.00	\$0.00	\$0.00	\$0.00	\$12,600.00	\$0.00	\$0.00	\$0.00	\$0.00	\$0.00	\$12,600.00	\$0.00
3332	Servicios de mantenimiento de aplicaciones	\$12,600.00	\$0.00	\$0.00	\$0.00	\$0.00	\$0.00	\$0.00	\$12,600.00	\$0.00	\$0.00	\$0.00	\$0.00	\$0.00	\$12,600.00	\$0.00
3360	Servicios de apoyo administrativo, fotocopia	\$27,819.31	\$10,283.40	\$13,920.00	\$0.00	\$0.00	\$3,129.91	\$0.00	\$0.00	\$0.00	\$0.00	\$0.00	\$486.00	\$0.00	\$27,819.31	\$0.00
3361	Servicios de apoyo administrativo, traducció	\$27,819.31	\$10,283.40	\$13,920.00	\$0.00	\$0.00	\$3,129.91	\$0.00	\$0.00	\$0.00	\$0.00	\$0.00	\$486.00	\$0.00	\$27,819.31	\$0.00
3390	Servicios profesionales, científicos y técnic	\$6,960.00	\$0.00	\$0.00	\$0.00	\$0.00	\$0.00	\$6,960.00	\$0.00	\$0.00	\$0.00	\$0.00	\$0.00	\$0.00	\$6,960.00	\$0.00
3391	Servicios profesionales, científicos y técnic	\$6,960.00	\$0.00	\$0.00	\$0.00	\$0.00	\$0.00	\$6,960.00	\$0.00	\$0.00	\$0.00	\$0.00	\$0.00	\$0.00	\$6,960.00	\$0.00
<b>3400</b>	<b>SERVICIOS FINANCIEROS, BANCARIOS Y</b>	<b>\$29,518.03</b>	<b>\$1,520.62</b>	<b>\$1,267.88</b>	<b>\$1,212.43</b>	<b>\$1,100.84</b>	<b>\$1,122.88</b>	<b>\$1,140.28</b>	<b>\$2,469.64</b>	<b>\$3,263.08</b>	<b>\$1,430.74</b>	<b>\$4,642.32</b>	<b>\$8,456.52</b>	<b>\$1,890.80</b>	<b>\$29,518.03</b>	<b>\$0.00</b>
3410	Servicios financieros y bancarios	\$14,657.85	\$1,520.62	\$1,267.88	\$1,212.43	\$1,100.84	\$1,122.88	\$1,140.28	\$1,077.64	\$1,175.08	\$1,330.52	\$1,162.32	\$1,352.56	\$1,194.80	\$14,657.85	\$0.00
3412	Comisiones	\$14,657.85	\$1,520.62	\$1,267.88	\$1,212.43	\$1,100.84	\$1,122.88	\$1,140.28	\$1,077.64	\$1,175.08	\$1,330.52	\$1,162.32	\$1,352.56	\$1,194.80	\$14,657.85	\$0.00
3450	Seguro de bienes patrimoniales	\$7,103.96	\$0.00	\$0.00	\$0.00	\$0.00	\$0.00	\$0.00	\$0.00	\$0.00	\$0.00	\$0.00	\$7,103.96	\$0.00	\$7,103.96	\$0.00
3451	Seguro de bienes patrimoniales	\$7,103.96	\$0.00	\$0.00	\$0.00	\$0.00	\$0.00	\$0.00	\$0.00	\$0.00	\$0.00	\$0.00	\$7,103.96	\$0.00	\$7,103.96	\$0.00
3470	Fletes y maniobras	\$7,756.22	\$0.00	\$0.00	\$0.00	\$0.00	\$0.00	\$0.00	\$1,392.00	\$2,088.00	\$100.22	\$3,480.00	\$0.00	\$696.00	\$7,756.22	\$0.00
3471	Fletes y maniobras	\$7,756.22	\$0.00	\$0.00	\$0.00	\$0.00	\$0.00	\$0.00	\$1,392.00	\$2,088.00	\$100.22	\$3,480.00	\$0.00	\$696.00	\$7,756.22	\$0.00
<b>3500</b>	<b>SERVICIOS DE INSTALACIÓN, REPARACI</b>	<b>\$206,569.95</b>	<b>\$0.00</b>	<b>\$9,048.00</b>	<b>\$15,672.50</b>	<b>\$8,643.00</b>	<b>\$4,500.00</b>	<b>\$9,570.00</b>	<b>\$3,006.70</b>	<b>\$91,722.94</b>	<b>\$21,559.89</b>	<b>\$10,492.20</b>	<b>\$25,162.72</b>	<b>\$7,192.00</b>	<b>\$206,569.95</b>	<b>\$0.00</b>
3510	Conservación y mantenimiento menor de in	\$20,416.00	\$0.00	\$0.00	\$0.00	\$0.00	\$0.00	\$0.00	\$0.00	\$0.00	\$0.00	\$0.00	\$20,416.00	\$0.00	\$20,416.00	\$0.00
3511	Conservación y mantenimiento menor de in	\$20,416.00	\$0.00	\$0.00	\$0.00	\$0.00	\$0.00	\$0.00	\$0.00	\$0.00	\$0.00	\$0.00	\$20,416.00	\$0.00	\$20,416.00	\$0.00
3520	Instalación, reparación y mantenimiento de	\$4,692.20	\$0.00	\$0.00	\$0.00	\$0.00	\$0.00	\$0.00	\$0.00	\$4,002.00	\$0.00	\$690.20	\$0.00	\$0.00	\$4,692.20	\$0.00
3521	Instalación, reparación y mantenimiento de	\$4,692.20	\$0.00	\$0.00	\$0.00	\$0.00	\$0.00	\$0.00	\$0.00	\$4,002.00	\$0.00	\$690.20	\$0.00	\$0.00	\$4,692.20	\$0.00
3550	Reparación y mantenimiento de equipo de t	\$100,347.61	\$0.00	\$9,048.00	\$15,672.50	\$8,643.00	\$4,500.00	\$9,570.00	\$3,006.70	\$22,606.80	\$5,559.89	\$9,802.00	\$4,746.72	\$7,192.00	\$100,347.61	\$0.00
3551	Reparación y mantenimiento de equipo de t	\$100,347.61	\$0.00	\$9,048.00	\$15,672.50	\$8,643.00	\$4,500.00	\$9,570.00	\$3,006.70	\$22,606.80	\$5,559.89	\$9,802.00	\$4,746.72	\$7,192.00	\$100,347.61	\$0.00
3570	Instalación, reparación y mantenimiento de	\$65,114.14	\$0.00	\$0.00	\$0.00	\$0.00	\$0.00	\$0.00	\$0.00	\$65,114.14	\$0.00	\$0.00	\$0.00	\$0.00	\$65,114.14	\$0.00
3571	Instalación, reparación y mantenimiento de	\$65,114.14	\$0.00	\$0.00	\$0.00	\$0.00	\$0.00	\$0.00	\$0.00	\$65,114.14	\$0.00	\$0.00	\$0.00	\$0.00	\$65,114.14	\$0.00
3590	Servicios de jardinería y fumigación	\$16,000.00	\$0.00	\$0.00	\$0.00	\$0.00	\$0.00	\$0.00	\$0.00	\$0.00	\$16,000.00	\$0.00	\$0.00	\$0.00	\$16,000.00	\$0.00
3591	Servicios de jardinería y fumigación	\$16,000.00	\$0.00	\$0.00	\$0.00	\$0.00	\$0.00	\$0.00	\$0.00	\$0.00	\$16,000.00	\$0.00	\$0.00	\$0.00	\$16,000.00	\$0.00
<b>3600</b>	<b>SERVICIOS DE COMUNICACIÓN SOCIAL</b>	<b>\$22,285.92</b>	<b>\$0.00</b>	<b>\$0.00</b>	<b>\$3,786.24</b>	<b>\$2,818.80</b>	<b>\$0.00</b>	<b>\$0.00</b>	<b>\$0.00</b>	<b>\$12,862.08</b>	<b>\$0.00</b>	<b>\$0.00</b>	<b>\$2,818.80</b>	<b>\$0.00</b>	<b>\$22,285.92</b>	<b>\$0.00</b>
3610	Difusión por radio, televisión y otros medios	\$22,285.92	\$0.00	\$0.00	\$3,786.24	\$2,818.80	\$0.00	\$0.00	\$0.00	\$12,862.08	\$0.00	\$0.00	\$2,818.80	\$0.00	\$22,285.92	\$0.00
3611	Gastos de difusión e información	\$22,285.92	\$0.00	\$0.00	\$3,786.24	\$2,818.80	\$0.00	\$0.00	\$0.00	\$12,862.08	\$0.00	\$0.00	\$2,818.80	\$0.00	\$22,285.92	\$0.00
<b>3700</b>	<b>SERVICIOS DE TRASLADO Y VIÁTICOS</b>	<b>\$2,825.06</b>	<b>\$0.00</b>	<b>\$0.00</b>	<b>\$0.00</b>	<b>\$0.00</b>	<b>\$0.00</b>	<b>\$0.00</b>	<b>\$0.00</b>	<b>\$0.00</b>	<b>\$0.00</b>	<b>\$0.00</b>	<b>\$2,825.06</b>	<b>\$0.00</b>	<b>\$2,825.06</b>	<b>\$0.00</b>
3750	Viáticos en el país	\$2,825.06	\$0.00	\$0.00	\$0.00	\$0.00	\$0.00	\$0.00	\$0.00	\$0.00	\$0.00	\$0.00	\$2,825.06	\$0.00	\$2,825.06	\$0.00
3751	Viáticos en el país	\$2,825.06	\$0.00	\$0.00	\$0.00	\$0.00	\$0.00	\$0.00	\$0.00	\$0.00	\$0.00	\$0.00	\$2,825.06	\$0.00	\$2,825.06	\$0.00
<b>3800</b>	<b>SERVICIOS OFICIALES</b>	<b>\$541,069.68</b>	<b>\$38,206.80</b>	<b>\$380.00</b>	<b>\$0.00</b>	<b>\$44,566.00</b>	<b>\$126,841.76</b>	<b>\$0.00</b>	<b>\$15,410.00</b>	<b>\$44,465.12</b>	<b>\$103,483.09</b>	<b>\$5,525.63</b>	<b>\$64,531.01</b>	<b>\$97,660.27</b>	<b>\$541,069.68</b>	<b>\$0.00</b>
3820	Gastos de orden social y cultural	\$539,764.68	\$37,816.80	\$0.00	\$0.00	\$44,566.00	\$126,841.76	\$0.00	\$15,410.00	\$44,465.12	\$103,483.09	\$5,525.63	\$63,996.01	\$97,660.27	\$539,764.68	\$0.00
3821	Gastos de orden social y cultural	\$539,764.68	\$37,816.80	\$0.00	\$0.00	\$44,566.00	\$126,841.76	\$0.00	\$15,410.00	\$44,465.12	\$103,483.09	\$5,525.63	\$63,996.01	\$97,660.27	\$539,764.68	\$0.00
3850	Gastos de representación	\$1,305.00	\$390.00	\$380.00	\$0.00	\$0.00	\$0.00	\$0.00	\$0.00	\$0.00	\$0.00	\$0.00	\$535.00	\$0.00	\$1,305.00	\$0.00
3851	Gastos de representación	\$1,305.00	\$390.00	\$380.00	\$0.00	\$0.00	\$0.00	\$0.00	\$0.00	\$0.00	\$0.00	\$0.00	\$535.00	\$0.00	\$1,305.00	\$0.00
<b>3900</b>	<b>OTROS SERVICIOS GENERALES</b>	<b>\$281,641.13</b>	<b>\$47,405.00</b>	<b>\$12,321.36</b>	<b>\$12,698.45</b>	<b>\$15,384.97</b>	<b>\$17,625.89</b>	<b>\$12,232.83</b>	<b>\$35,837.25</b>	<b>\$16,253.26</b>	<b>\$40,558.00</b>	<b>\$37,361.18</b>	<b>\$7,252.00</b>	<b>\$26,710.94</b>	<b>\$281,641.13</b>	<b>\$0.00</b>
3910	Servicios funerarios y de cementerios	\$106,308.01	\$28,188.00	\$0.00	\$0.00	\$0.00	\$5,000.01	\$0.00	\$20,240.00	\$16,000.00	\$0.00	\$20,880.00	\$3,000.00	\$13,000.00	\$106,308.01	\$0.00
3911	Servicios funerarios y de cementerios	\$106,308.01	\$28,188.00	\$0.00	\$0.00	\$0.00	\$5,000.01	\$0.00	\$20,240.00	\$16,000.00	\$0.00	\$20,880.00	\$3,000.00	\$13,000.00	\$106,308.01	\$0.00
3920	Impuestos y derechos	\$171,514.12	\$19,217.00	\$12,321.36	\$12,698.45	\$14,892.97	\$12,625.88	\$12,232.83	\$15,597.25	\$253.26	\$40,558.00	\$14,299.18	\$3,107.00	\$13,710.94	\$171,514.12	\$0.00



Usr: super\_usuario  
Rep: rpt\_Analitico\_Mensual\_Egresos

# MUNICIPIO DE MAMA

Estado de Yucatán

## Análítico Mensual de Egresos Pagados por Capítulo del Gasto al 31/dic/2021


(Cuentas con Movimientos)

(Cifras en pesos y centavos)

Fecha y 01/mar/2022

hora de Impresión 10:34 a.m.

Objeto del Gasto		Presupuesto Vigente	Ene	Feb	Mar	Abr	May	Jun	Jul	Ago	Sep	Oct	Nov	Dic	Total	Diferencia (Vigente - Total)
3921	Impuestos y derechos	\$171,514.12	\$19,217.00	\$12,321.36	\$12,698.45	\$14,892.97	\$12,625.88	\$12,232.83	\$15,597.25	\$253.26	\$40,558.00	\$14,299.18	\$3,107.00	\$13,710.94	\$171,514.12	\$0.00
3950	Penas, multas, accesorios y actualizaciones	\$3,819.00	\$0.00	\$0.00	\$0.00	\$492.00	\$0.00	\$0.00	\$0.00	\$0.00	\$0.00	\$2,182.00	\$1,145.00	\$0.00	\$3,819.00	\$0.00
3952	Recargos y actualizaciones	\$3,819.00	\$0.00	\$0.00	\$0.00	\$492.00	\$0.00	\$0.00	\$0.00	\$0.00	\$0.00	\$2,182.00	\$1,145.00	\$0.00	\$3,819.00	\$0.00
<b>4000</b>	<b>TRANSFERENCIAS, ASIGNACIONES</b>	<b>\$2,048,615.86</b>	<b>\$158,774.50</b>	<b>\$145,250.00</b>	<b>\$165,836.00</b>	<b>\$163,655.40</b>	<b>\$186,970.00</b>	<b>\$171,579.94</b>	<b>\$160,900.00</b>	<b>\$224,150.00</b>	<b>\$139,150.00</b>	<b>\$183,800.00</b>	<b>\$165,150.02</b>	<b>\$183,400.00</b>	<b>\$2,048,615.86</b>	<b>\$0.00</b>
<b>4400</b>	<b>AYUDAS SOCIALES</b>	<b>\$2,048,615.86</b>	<b>\$158,774.50</b>	<b>\$145,250.00</b>	<b>\$165,836.00</b>	<b>\$163,655.40</b>	<b>\$186,970.00</b>	<b>\$171,579.94</b>	<b>\$160,900.00</b>	<b>\$224,150.00</b>	<b>\$139,150.00</b>	<b>\$183,800.00</b>	<b>\$165,150.02</b>	<b>\$183,400.00</b>	<b>\$2,048,615.86</b>	<b>\$0.00</b>
4410	Ayudas sociales a personas	\$2,048,615.86	\$158,774.50	\$145,250.00	\$165,836.00	\$163,655.40	\$186,970.00	\$171,579.94	\$160,900.00	\$224,150.00	\$139,150.00	\$183,800.00	\$165,150.02	\$183,400.00	\$2,048,615.86	\$0.00
4411	Ayudas sociales	\$2,048,615.86	\$158,774.50	\$145,250.00	\$165,836.00	\$163,655.40	\$186,970.00	\$171,579.94	\$160,900.00	\$224,150.00	\$139,150.00	\$183,800.00	\$165,150.02	\$183,400.00	\$2,048,615.86	\$0.00
<b>5000</b>	<b>BIENES MUEBLES, INMUEBLES E IN</b>	<b>\$220,699.54</b>	<b>\$0.00</b>	<b>\$0.00</b>	<b>\$20,699.54</b>	<b>\$0.00</b>	<b>\$0.00</b>	<b>\$0.00</b>	<b>\$0.00</b>	<b>\$200,000.00</b>	<b>\$0.00</b>	<b>\$0.00</b>	<b>\$0.00</b>	<b>\$0.00</b>	<b>\$220,699.54</b>	<b>\$0.00</b>
<b>5400</b>	<b>VEHÍCULOS Y EQUIPO DE TRANSPORTE</b>	<b>\$200,000.00</b>	<b>\$0.00</b>	<b>\$0.00</b>	<b>\$0.00</b>	<b>\$0.00</b>	<b>\$0.00</b>	<b>\$0.00</b>	<b>\$0.00</b>	<b>\$200,000.00</b>	<b>\$0.00</b>	<b>\$0.00</b>	<b>\$0.00</b>	<b>\$0.00</b>	<b>\$200,000.00</b>	<b>\$0.00</b>
5410	Vehículos y equipo terrestre	\$200,000.00	\$0.00	\$0.00	\$0.00	\$0.00	\$0.00	\$0.00	\$0.00	\$200,000.00	\$0.00	\$0.00	\$0.00	\$0.00	\$200,000.00	\$0.00
5411	Vehículos y equipo terrestre	\$200,000.00	\$0.00	\$0.00	\$0.00	\$0.00	\$0.00	\$0.00	\$0.00	\$200,000.00	\$0.00	\$0.00	\$0.00	\$0.00	\$200,000.00	\$0.00
<b>5600</b>	<b>MAQUINARIA, OTROS EQUIPOS Y HERRA</b>	<b>\$20,699.54</b>	<b>\$0.00</b>	<b>\$0.00</b>	<b>\$20,699.54</b>	<b>\$0.00</b>	<b>\$0.00</b>	<b>\$0.00</b>	<b>\$0.00</b>	<b>\$0.00</b>	<b>\$0.00</b>	<b>\$0.00</b>	<b>\$0.00</b>	<b>\$0.00</b>	<b>\$20,699.54</b>	<b>\$0.00</b>
5610	Maquinaria y equipo agropecuario	\$20,699.54	\$0.00	\$0.00	\$20,699.54	\$0.00	\$0.00	\$0.00	\$0.00	\$0.00	\$0.00	\$0.00	\$0.00	\$0.00	\$20,699.54	\$0.00
5611	Maquinaria y equipo agropecuario	\$20,699.54	\$0.00	\$0.00	\$20,699.54	\$0.00	\$0.00	\$0.00	\$0.00	\$0.00	\$0.00	\$0.00	\$0.00	\$0.00	\$20,699.54	\$0.00
<b>6000</b>	<b>INVERSIÓN PÚBLICA</b>	<b>\$8,022,570.56</b>	<b>\$0.00</b>	<b>\$997,390.77</b>	<b>\$109,028.24</b>	<b>\$1,189,445.98</b>	<b>\$503,265.38</b>	<b>\$1,258,658.62</b>	<b>\$563,991.20</b>	<b>\$1,174,346.44</b>	<b>\$0.00</b>	<b>\$0.00</b>	<b>\$1,170,391.81</b>	<b>\$786,341.66</b>	<b>\$7,752,860.10</b>	<b>\$269,710.46</b>
<b>6100</b>	<b>OBRA PÚBLICA EN BIENES DE DOMINIO</b>	<b>\$8,022,570.56</b>	<b>\$0.00</b>	<b>\$997,390.77</b>	<b>\$109,028.24</b>	<b>\$1,189,445.98</b>	<b>\$503,265.38</b>	<b>\$1,258,658.62</b>	<b>\$563,991.20</b>	<b>\$1,174,346.44</b>	<b>\$0.00</b>	<b>\$0.00</b>	<b>\$1,170,391.81</b>	<b>\$786,341.66</b>	<b>\$7,752,860.10</b>	<b>\$269,710.46</b>
6110	Edificación habitacional	\$3,108,286.10	\$0.00	\$436,591.50	\$0.00	\$1,082,716.17	\$503,265.38	\$502,204.13	\$414,202.75	\$0.00	\$0.00	\$0.00	\$169,306.17	\$0.00	\$3,108,286.10	\$0.00
6111	Edificación habitacional	\$3,108,286.10	\$0.00	\$436,591.50	\$0.00	\$1,082,716.17	\$503,265.38	\$502,204.13	\$414,202.75	\$0.00	\$0.00	\$0.00	\$169,306.17	\$0.00	\$3,108,286.10	\$0.00
6120	Edificación no habitacional	\$1,386,483.41	\$0.00	\$0.00	\$0.00	\$0.00	\$0.00	\$0.00	\$0.00	\$747,702.83	\$0.00	\$0.00	\$0.00	\$429,474.90	\$1,177,177.73	\$209,305.68
6121	Edificación no habitacional	\$1,386,483.41	\$0.00	\$0.00	\$0.00	\$0.00	\$0.00	\$0.00	\$0.00	\$747,702.83	\$0.00	\$0.00	\$0.00	\$429,474.90	\$1,177,177.73	\$209,305.68
6140	División de terrenos y construcción de obra:	\$978,474.71	\$0.00	\$0.00	\$109,028.24	\$106,729.81	\$0.00	\$0.00	\$149,788.45	\$312,875.35	\$0.00	\$0.00	\$239,648.08	\$0.00	\$918,069.93	\$60,404.78
6141	División de terrenos y construcción de obra:	\$978,474.71	\$0.00	\$0.00	\$109,028.24	\$106,729.81	\$0.00	\$0.00	\$149,788.45	\$312,875.35	\$0.00	\$0.00	\$239,648.08	\$0.00	\$918,069.93	\$60,404.78
6150	Construcción de vías de comunicación	\$2,549,326.34	\$0.00	\$560,799.27	\$0.00	\$0.00	\$0.00	\$756,454.49	\$0.00	\$113,768.26	\$0.00	\$0.00	\$761,437.56	\$356,866.76	\$2,549,326.34	\$0.00
6151	Construcción de vías de comunicación	\$2,549,326.34	\$0.00	\$560,799.27	\$0.00	\$0.00	\$0.00	\$756,454.49	\$0.00	\$113,768.26	\$0.00	\$0.00	\$761,437.56	\$356,866.76	\$2,549,326.34	\$0.00
<b>Total</b>		<b>\$21,250,160.71</b>	<b>\$806,498.98</b>	<b>\$1,878,670.47</b>	<b>\$1,106,016.73</b>	<b>\$2,196,909.43</b>	<b>\$1,611,579.61</b>	<b>\$2,226,429.85</b>	<b>\$1,598,566.30</b>	<b>\$2,990,469.56</b>	<b>\$972,332.43</b>	<b>\$1,082,337.35</b>	<b>\$2,248,093.96</b>	<b>\$2,126,745.50</b>	<b>\$20,844,650.17</b>	<b>\$405,510.54</b>



Usr: supervisor  
 Rep: rptAnálisis de Presupuesto Egresos

# MUNICIPIO DE MAMA

Estado de Yucatán

## Analítico Mensual de Egresos Pagados por Capítulo del Gasto al 31/dic/2021

(Cuentas con Movimientos)

(Cifras en pesos y centavos)

Fecha y 01/mar/2022

hora de Impresión 10:34 a.m.

Objeto del Gasto	Presupuesto Vigente	Ene	Feb	Mar	Abr	May	Jun	Jul	Ago	Sep	Oct	Nov	Dic	Total	Diferencia (Vigente - Total)
------------------	---------------------	-----	-----	-----	-----	-----	-----	-----	-----	-----	-----	-----	-----	-------	------------------------------

---

C. MARIA INES PACHECO POOT  
 PRESIDENTA MUNICIPAL

---

C.MANUEL JESUS COOT MAAY  
 TESORERO MUNICIPAL

---

C.LAURO GERMAN CANCHÉ MARIN  
 SINDICO MUNICIPAL

---

LIC. FATIMA DEL ROSARIO ARCE RAVELL  
 SECRETARIA MUNICIPAL