

Usr: supervisor
Rep: rptAnálisis Mensual de Egresos

MUNICIPIO DE MAMA

Estado de Yucatán


Análítico Mensual de Egresos Pagados por Capítulo del Gasto al 30/sep/2021

(Cuentas con Movimientos)

(Cifras en pesos y centavos)

Fecha y hora de Impresión | 28/feb/2022 | 04:35 p.m.

Objeto del Gasto	Presupuesto Vigente	Ene	Feb	Mar	Abr	May	Jun	Jul	Ago	Sep	Oct	Nov	Dic	Total	Diferencia (Vigente - Total)
1000 SERVICIOS PERSONALES	\$5,557,043.37	\$382,055.60	\$400,089.18	\$404,738.67	\$405,658.28	\$397,076.55	\$397,673.94	\$407,681.64	\$647,843.73	\$401,278.81	\$0.00	\$0.00	\$0.00	\$3,844,096.40	\$1,712,946.97
1100 REMUNERACIONES AL PERSONAL DE C.	\$5,197,337.56	\$382,055.60	\$400,089.18	\$404,738.67	\$405,658.28	\$397,076.55	\$397,673.94	\$407,681.64	\$413,170.69	\$401,278.81	\$0.00	\$0.00	\$0.00	\$3,609,423.36	\$1,587,914.20
1110 Dietas	\$1,318,299.00	\$100,932.69	\$109,261.30	\$109,261.30	\$109,261.30	\$109,261.30	\$109,261.30	\$109,261.30	\$109,261.30	\$97,836.32	\$0.00	\$0.00	\$0.00	\$963,598.11	\$354,700.89
1111 Dietas	\$1,318,299.00	\$100,932.69	\$109,261.30	\$109,261.30	\$109,261.30	\$109,261.30	\$109,261.30	\$109,261.30	\$109,261.30	\$97,836.32	\$0.00	\$0.00	\$0.00	\$963,598.11	\$354,700.89
1130 Sueldos base al personal permanente	\$3,879,038.56	\$281,122.91	\$290,827.88	\$295,477.37	\$296,396.98	\$287,815.25	\$288,412.64	\$298,420.34	\$303,909.39	\$303,442.49	\$0.00	\$0.00	\$0.00	\$2,645,825.25	\$1,233,213.31
1131 Sueldos al personal de base	\$3,879,038.56	\$281,122.91	\$290,827.88	\$295,477.37	\$296,396.98	\$287,815.25	\$288,412.64	\$298,420.34	\$303,909.39	\$303,442.49	\$0.00	\$0.00	\$0.00	\$2,645,825.25	\$1,233,213.31
1300 REMUNERACIONES ADICIONALES Y ESP	\$359,705.81	\$0.00	\$0.00	\$0.00	\$0.00	\$0.00	\$0.00	\$0.00	\$234,673.04	\$0.00	\$0.00	\$0.00	\$0.00	\$234,673.04	\$125,032.77
1310 Primas por años de servicios efectivos pres	\$104,843.40	\$0.00	\$0.00	\$0.00	\$0.00	\$0.00	\$0.00	\$0.00	\$104,843.40	\$0.00	\$0.00	\$0.00	\$0.00	\$104,843.40	\$0.00
1312 Pago de prima de antigüedad	\$104,843.40	\$0.00	\$0.00	\$0.00	\$0.00	\$0.00	\$0.00	\$0.00	\$104,843.40	\$0.00	\$0.00	\$0.00	\$0.00	\$104,843.40	\$0.00
1320 Primas de vacaciones, dominical y gratificar	\$254,862.41	\$0.00	\$0.00	\$0.00	\$0.00	\$0.00	\$0.00	\$0.00	\$129,829.64	\$0.00	\$0.00	\$0.00	\$0.00	\$129,829.64	\$125,032.77
1322 Gratificación de fin de año	\$254,862.41	\$0.00	\$0.00	\$0.00	\$0.00	\$0.00	\$0.00	\$0.00	\$129,829.64	\$0.00	\$0.00	\$0.00	\$0.00	\$129,829.64	\$125,032.77
2000 MATERIALES Y SUMINISTROS	\$2,486,578.96	\$16,490.05	\$129,410.27	\$189,301.65	\$177,989.82	\$173,383.23	\$196,977.23	\$221,580.86	\$456,493.90	\$116,356.89	\$0.00	\$0.00	\$0.00	\$1,677,983.90	\$808,595.06
2100 MATERIALES DE ADMINISTRACIÓN, EMIS	\$158,438.62	\$1,992.00	\$7,120.20	\$2,333.51	\$1,325.00	\$0.00	\$4,452.50	\$2,387.09	\$1,045.16	\$13,743.50	\$0.00	\$0.00	\$0.00	\$34,398.96	\$124,039.66
2110 Materiales, útiles y equipos menores de ofic	\$39,594.00	\$1,992.00	\$1,901.00	\$2,187.01	\$1,325.00	\$0.00	\$3,060.50	\$0.00	\$1,045.16	\$9,743.51	\$0.00	\$0.00	\$0.00	\$21,254.18	\$18,339.82
2111 Materiales, útiles y equipos menores de ofic	\$39,594.00	\$1,992.00	\$1,901.00	\$2,187.01	\$1,325.00	\$0.00	\$3,060.50	\$0.00	\$1,045.16	\$9,743.51	\$0.00	\$0.00	\$0.00	\$21,254.18	\$18,339.82
2140 Materiales, útiles y equipos menores de tec	\$4,610.00	\$0.00	\$0.00	\$146.50	\$0.00	\$0.00	\$0.00	\$0.00	\$0.00	\$0.00	\$0.00	\$0.00	\$0.00	\$146.50	\$4,463.50
2141 Materiales, útiles y equipos menores de tec	\$4,610.00	\$0.00	\$0.00	\$146.50	\$0.00	\$0.00	\$0.00	\$0.00	\$0.00	\$0.00	\$0.00	\$0.00	\$0.00	\$146.50	\$4,463.50
2160 Material de limpieza	\$114,234.62	\$0.00	\$5,219.20	\$0.00	\$0.00	\$0.00	\$1,392.00	\$2,387.09	\$0.00	\$3,999.99	\$0.00	\$0.00	\$0.00	\$12,998.28	\$101,236.34
2161 Material de limpieza	\$114,234.62	\$0.00	\$5,219.20	\$0.00	\$0.00	\$0.00	\$1,392.00	\$2,387.09	\$0.00	\$3,999.99	\$0.00	\$0.00	\$0.00	\$12,998.28	\$101,236.34
2200 ALIMENTOS Y UTENSILIOS	\$123,014.92	\$1,881.00	\$9,969.00	\$10,009.91	\$9,808.74	\$10,533.21	\$8,858.01	\$8,517.04	\$26,895.21	\$10,613.20	\$0.00	\$0.00	\$0.00	\$97,085.32	\$25,929.60
2210 Productos alimenticios para personas	\$118,014.92	\$1,881.00	\$9,969.00	\$10,009.91	\$9,808.74	\$10,533.21	\$8,858.01	\$8,517.04	\$26,895.21	\$10,613.20	\$0.00	\$0.00	\$0.00	\$97,085.32	\$20,929.60
2211 Productos alimenticios para personas	\$118,014.92	\$1,881.00	\$9,969.00	\$10,009.91	\$9,808.74	\$10,533.21	\$8,858.01	\$8,517.04	\$26,895.21	\$10,613.20	\$0.00	\$0.00	\$0.00	\$97,085.32	\$20,929.60
2230 Utensilios para el servicio de alimentación	\$5,000.00	\$0.00	\$0.00	\$0.00	\$0.00	\$0.00	\$0.00	\$0.00	\$0.00	\$0.00	\$0.00	\$0.00	\$0.00	\$0.00	\$5,000.00
2231 Utensilios para el servicio de alimentación	\$5,000.00	\$0.00	\$0.00	\$0.00	\$0.00	\$0.00	\$0.00	\$0.00	\$0.00	\$0.00	\$0.00	\$0.00	\$0.00	\$0.00	\$5,000.00
2300 MATERIAS PRIMAS Y MATERIALES DE PF	\$5,000.00	\$0.00	\$0.00	\$0.00	\$0.00	\$0.00	\$0.00	\$0.00	\$0.00	\$0.00	\$0.00	\$0.00	\$0.00	\$0.00	\$5,000.00
2370 Productos de cuero, piel, plástico y hule ad	\$5,000.00	\$0.00	\$0.00	\$0.00	\$0.00	\$0.00	\$0.00	\$0.00	\$0.00	\$0.00	\$0.00	\$0.00	\$0.00	\$0.00	\$5,000.00
2371 Productos de cuero, piel, plástico y hule ad	\$5,000.00	\$0.00	\$0.00	\$0.00	\$0.00	\$0.00	\$0.00	\$0.00	\$0.00	\$0.00	\$0.00	\$0.00	\$0.00	\$0.00	\$5,000.00
2400 MATERIALES Y ARTÍCULOS DE CONSTRU	\$372,808.25	\$237.00	\$9,934.11	\$300.00	\$11,831.96	\$12,441.73	\$6,723.29	\$14,314.42	\$8,179.40	\$48,863.65	\$0.00	\$0.00	\$0.00	\$112,825.56	\$259,982.69
2410 Productos minerales no metálicos	\$11,592.32	\$0.00	\$0.00	\$0.00	\$0.00	\$0.00	\$0.00	\$0.00	\$0.00	\$2,282.88	\$0.00	\$0.00	\$0.00	\$2,282.88	\$9,309.44
2411 Productos minerales no metálicos	\$11,592.32	\$0.00	\$0.00	\$0.00	\$0.00	\$0.00	\$0.00	\$0.00	\$0.00	\$2,282.88	\$0.00	\$0.00	\$0.00	\$2,282.88	\$9,309.44
2420 Cemento y productos de concreto	\$4,872.00	\$0.00	\$0.00	\$0.00	\$0.00	\$0.00	\$0.00	\$0.00	\$0.00	\$4,872.00	\$0.00	\$0.00	\$0.00	\$4,872.00	\$0.00
2421 Cemento y productos de concreto	\$4,872.00	\$0.00	\$0.00	\$0.00	\$0.00	\$0.00	\$0.00	\$0.00	\$0.00	\$4,872.00	\$0.00	\$0.00	\$0.00	\$4,872.00	\$0.00
2430 Cal, yeso y productos de yeso	\$1,252.80	\$0.00	\$0.00	\$0.00	\$0.00	\$0.00	\$0.00	\$0.00	\$0.00	\$1,252.80	\$0.00	\$0.00	\$0.00	\$1,252.80	\$0.00
2431 Cal, yeso y productos de yeso	\$1,252.80	\$0.00	\$0.00	\$0.00	\$0.00	\$0.00	\$0.00	\$0.00	\$0.00	\$1,252.80	\$0.00	\$0.00	\$0.00	\$1,252.80	\$0.00
2460 Material eléctrico y electrónico	\$292,901.43	\$0.00	\$9,934.11	\$300.00	\$6,865.21	\$6,932.05	\$6,041.21	\$14,239.02	\$4,281.80	\$29,221.69	\$0.00	\$0.00	\$0.00	\$77,815.09	\$215,086.34
2461 Material eléctrico y electrónico	\$292,901.43	\$0.00	\$9,934.11	\$300.00	\$6,865.21	\$6,932.05	\$6,041.21	\$14,239.02	\$4,281.80	\$29,221.69	\$0.00	\$0.00	\$0.00	\$77,815.09	\$215,086.34
2470 Artículos metálicos para la construcción	\$5,007.20	\$0.00	\$0.00	\$0.00	\$0.00	\$0.00	\$0.00	\$0.00	\$0.00	\$5,007.20	\$0.00	\$0.00	\$0.00	\$5,007.20	\$0.00
2471 Artículos metálicos para la construcción	\$5,007.20	\$0.00	\$0.00	\$0.00	\$0.00	\$0.00	\$0.00	\$0.00	\$0.00	\$5,007.20	\$0.00	\$0.00	\$0.00	\$5,007.20	\$0.00
2490 Otros materiales y artículos de construcción	\$57,182.50	\$237.00	\$0.00	\$0.00	\$4,966.75	\$5,509.68	\$682.08	\$75.40	\$3,897.60	\$6,227.08	\$0.00	\$0.00	\$0.00	\$21,595.59	\$35,586.91
2491 Otros materiales y artículos de construcción	\$57,182.50	\$237.00	\$0.00	\$0.00	\$4,966.75	\$5,509.68	\$682.08	\$75.40	\$3,897.60	\$6,227.08	\$0.00	\$0.00	\$0.00	\$21,595.59	\$35,586.91




Usr: superiso
Rep: rptAnálisis Mensual de Egresos

MUNICIPIO DE MAMA
Estado de Yucatán
Análítico Mensual de Egresos Pagados por Capítulo del Gasto al 30/sep/2021
(Cuentas con Movimientos)
(Cifras en pesos y centavos)

Fecha y | 28/feb/2022
hora de Impresión | 04:35 p.m.

Objeto del Gasto	Presupuesto Vigente	Ene	Feb	Mar	Abr	May	Jun	Jul	Ago	Sep	Oct	Nov	Dic	Total	Diferencia (Vigente - Total)
2500 PRODUCTOS QUÍMICOS, FARMACÉUTICOS	\$125,390.12	\$9,333.30	\$7,108.30	\$3,035.23	\$2,272.32	\$2,942.25	\$5,831.78	\$12,098.20	\$6,570.78	\$9,721.71	\$0.00	\$0.00	\$0.00	\$58,913.87	\$66,476.25
2520 Fertilizantes, pesticidas y otros agroquímico	\$20,000.00	\$0.00	\$2,029.20	\$0.00	\$0.00	\$1,440.00	\$0.00	\$2,721.80	\$2,580.60	\$3,796.20	\$0.00	\$0.00	\$0.00	\$12,567.80	\$7,432.20
2521 Fertilizantes, pesticidas y otros agroquímico	\$20,000.00	\$0.00	\$2,029.20	\$0.00	\$0.00	\$1,440.00	\$0.00	\$2,721.80	\$2,580.60	\$3,796.20	\$0.00	\$0.00	\$0.00	\$12,567.80	\$7,432.20
2530 Medicinas y productos farmacéuticos	\$25,390.12	\$9,333.30	\$148.92	\$3,035.23	\$2,272.32	\$1,502.25	\$0.00	\$6,000.10	\$0.00	\$3,098.00	\$0.00	\$0.00	\$0.00	\$25,390.12	\$0.00
2531 Medicinas y productos farmacéuticos	\$25,390.12	\$9,333.30	\$148.92	\$3,035.23	\$2,272.32	\$1,502.25	\$0.00	\$6,000.10	\$0.00	\$3,098.00	\$0.00	\$0.00	\$0.00	\$25,390.12	\$0.00
2540 Materiales, accesorios y suministros médicos	\$50,000.00	\$0.00	\$940.00	\$0.00	\$0.00	\$0.00	\$0.00	\$0.00	\$0.00	\$985.89	\$0.00	\$0.00	\$0.00	\$1,925.89	\$48,074.11
2541 Materiales, accesorios y suministros médicos	\$50,000.00	\$0.00	\$940.00	\$0.00	\$0.00	\$0.00	\$0.00	\$0.00	\$0.00	\$985.89	\$0.00	\$0.00	\$0.00	\$1,925.89	\$48,074.11
2590 Otros productos químicos	\$30,000.00	\$0.00	\$3,990.18	\$0.00	\$0.00	\$0.00	\$5,831.78	\$3,376.30	\$3,990.18	\$1,841.62	\$0.00	\$0.00	\$0.00	\$19,030.06	\$10,969.94
2591 Otros productos químicos	\$30,000.00	\$0.00	\$3,990.18	\$0.00	\$0.00	\$0.00	\$5,831.78	\$3,376.30	\$3,990.18	\$1,841.62	\$0.00	\$0.00	\$0.00	\$19,030.06	\$10,969.94
2600 COMBUSTIBLES, LUBRICANTES Y ADITIVOS	\$1,389,491.83	\$0.00	\$81,901.66	\$140,459.29	\$139,881.45	\$130,222.33	\$151,971.43	\$180,049.70	\$331,094.42	\$8,130.50	\$0.00	\$0.00	\$0.00	\$1,163,710.78	\$225,781.05
2610 Combustibles, lubricantes y aditivos	\$1,389,491.83	\$0.00	\$81,901.66	\$140,459.29	\$139,881.45	\$130,222.33	\$151,971.43	\$180,049.70	\$331,094.42	\$8,130.50	\$0.00	\$0.00	\$0.00	\$1,163,710.78	\$225,781.05
2611 Combustible	\$1,368,617.62	\$0.00	\$76,569.34	\$138,806.88	\$137,138.06	\$130,222.33	\$150,564.63	\$176,904.64	\$326,123.82	\$6,766.12	\$0.00	\$0.00	\$0.00	\$1,143,095.82	\$225,521.80
2612 Lubricantes y aditivos	\$20,874.21	\$0.00	\$5,332.32	\$1,652.41	\$2,743.39	\$0.00	\$1,406.80	\$3,145.06	\$4,970.60	\$1,364.38	\$0.00	\$0.00	\$0.00	\$20,814.96	\$259.25
2700 VESTUARIO, BLANCOS, PRENDAS DE PR	\$85,000.00	\$0.00	\$1,713.32	\$0.00	\$799.99	\$0.00	\$0.00	\$0.00	\$49,573.60	\$1,052.34	\$0.00	\$0.00	\$0.00	\$53,139.25	\$31,860.75
2710 Vestuario y uniformes	\$65,000.00	\$0.00	\$0.00	\$0.00	\$0.00	\$0.00	\$0.00	\$0.00	\$48,953.60	\$0.00	\$0.00	\$0.00	\$0.00	\$48,953.60	\$16,046.40
2711 Vestuario y uniformes	\$65,000.00	\$0.00	\$0.00	\$0.00	\$0.00	\$0.00	\$0.00	\$0.00	\$48,953.60	\$0.00	\$0.00	\$0.00	\$0.00	\$48,953.60	\$16,046.40
2720 Prendas de seguridad y protección persona	\$10,000.00	\$0.00	\$1,713.32	\$0.00	\$0.00	\$0.00	\$0.00	\$0.00	\$620.00	\$1,052.34	\$0.00	\$0.00	\$0.00	\$3,385.66	\$6,614.34
2721 Prendas de seguridad y protección persona	\$10,000.00	\$0.00	\$1,713.32	\$0.00	\$0.00	\$0.00	\$0.00	\$0.00	\$620.00	\$1,052.34	\$0.00	\$0.00	\$0.00	\$3,385.66	\$6,614.34
2730 Artículos deportivos	\$10,000.00	\$0.00	\$0.00	\$0.00	\$799.99	\$0.00	\$0.00	\$0.00	\$0.00	\$0.00	\$0.00	\$0.00	\$0.00	\$799.99	\$9,200.01
2731 Artículos deportivos	\$10,000.00	\$0.00	\$0.00	\$0.00	\$799.99	\$0.00	\$0.00	\$0.00	\$0.00	\$0.00	\$0.00	\$0.00	\$0.00	\$799.99	\$9,200.01
2800 MATERIALES Y SUMINISTROS PARA SEG	\$10,000.00	\$0.00	\$0.00	\$0.00	\$0.00	\$0.00	\$0.00	\$0.00	\$0.00	\$0.00	\$0.00	\$0.00	\$0.00	\$0.00	\$10,000.00
2820 Materiales de seguridad pública	\$5,000.00	\$0.00	\$0.00	\$0.00	\$0.00	\$0.00	\$0.00	\$0.00	\$0.00	\$0.00	\$0.00	\$0.00	\$0.00	\$0.00	\$5,000.00
2821 Materiales de seguridad pública	\$5,000.00	\$0.00	\$0.00	\$0.00	\$0.00	\$0.00	\$0.00	\$0.00	\$0.00	\$0.00	\$0.00	\$0.00	\$0.00	\$0.00	\$5,000.00
2830 Prendas de protección para seguridad pública	\$5,000.00	\$0.00	\$0.00	\$0.00	\$0.00	\$0.00	\$0.00	\$0.00	\$0.00	\$0.00	\$0.00	\$0.00	\$0.00	\$0.00	\$5,000.00
2831 Prendas de protección para seguridad pública	\$5,000.00	\$0.00	\$0.00	\$0.00	\$0.00	\$0.00	\$0.00	\$0.00	\$0.00	\$0.00	\$0.00	\$0.00	\$0.00	\$0.00	\$5,000.00
2900 HERRAMIENTAS, REFACCIONES Y ACCE	\$217,435.22	\$3,046.75	\$11,663.68	\$33,163.71	\$12,070.36	\$17,243.71	\$19,140.22	\$4,214.41	\$33,135.33	\$24,231.99	\$0.00	\$0.00	\$0.00	\$157,910.16	\$59,525.06
2910 Herramientas menores	\$25,194.73	\$616.02	\$2,200.01	\$0.00	\$1,392.00	\$0.00	\$465.02	\$1,461.60	\$503.22	\$1,162.76	\$0.00	\$0.00	\$0.00	\$7,800.63	\$17,394.10
2911 Herramientas menores	\$25,194.73	\$616.02	\$2,200.01	\$0.00	\$1,392.00	\$0.00	\$465.02	\$1,461.60	\$503.22	\$1,162.76	\$0.00	\$0.00	\$0.00	\$7,800.63	\$17,394.10
2930 Refacciones y accesorios menores de mobiliario	\$14,064.00	\$0.00	\$0.00	\$649.00	\$0.00	\$0.00	\$0.00	\$0.00	\$0.00	\$0.00	\$0.00	\$0.00	\$0.00	\$649.00	\$13,415.00
2931 Refacciones y accesorios menores de mobiliario	\$14,064.00	\$0.00	\$0.00	\$649.00	\$0.00	\$0.00	\$0.00	\$0.00	\$0.00	\$0.00	\$0.00	\$0.00	\$0.00	\$649.00	\$13,415.00
2940 Refacciones y accesorios menores de equipo	\$5,189.00	\$0.00	\$0.00	\$5,099.00	\$0.00	\$0.00	\$90.00	\$0.00	\$0.00	\$0.00	\$0.00	\$0.00	\$0.00	\$5,189.00	\$0.00
2941 Refacciones y accesorios menores de equipo	\$5,189.00	\$0.00	\$0.00	\$5,099.00	\$0.00	\$0.00	\$90.00	\$0.00	\$0.00	\$0.00	\$0.00	\$0.00	\$0.00	\$5,189.00	\$0.00
2960 Refacciones y accesorios menores de equipo	\$158,137.99	\$2,430.73	\$9,463.67	\$21,170.71	\$10,678.36	\$17,243.71	\$17,225.20	\$2,752.81	\$29,814.61	\$21,037.23	\$0.00	\$0.00	\$0.00	\$131,817.03	\$26,320.96
2961 Refacciones y accesorios menores de equipo	\$158,137.99	\$2,430.73	\$9,463.67	\$21,170.71	\$10,678.36	\$17,243.71	\$17,225.20	\$2,752.81	\$29,814.61	\$21,037.23	\$0.00	\$0.00	\$0.00	\$131,817.03	\$26,320.96
2980 Refacciones y accesorios menores de maquinaria	\$14,849.50	\$0.00	\$0.00	\$6,245.00	\$0.00	\$0.00	\$1,360.00	\$0.00	\$2,817.50	\$2,032.00	\$0.00	\$0.00	\$0.00	\$12,454.50	\$2,395.00
2981 Refacciones y accesorios menores de maquinaria	\$14,849.50	\$0.00	\$0.00	\$6,245.00	\$0.00	\$0.00	\$1,360.00	\$0.00	\$2,817.50	\$2,032.00	\$0.00	\$0.00	\$0.00	\$12,454.50	\$2,395.00
3000 SERVICIOS GENERALES	\$3,980,038.48	\$249,178.83	\$206,530.25	\$216,412.63	\$260,159.95	\$350,884.45	\$201,540.12	\$244,412.60	\$287,635.49	\$315,546.73	\$0.00	\$0.00	\$0.00	\$2,332,301.05	\$1,647,737.43
3100 SERVICIOS BÁSICOS	\$2,106,695.24	\$134,763.00	\$102,593.00	\$140,043.00	\$144,646.33	\$154,664.00	\$128,137.00	\$131,589.00	\$31,489.00	\$105,015.00	\$0.00	\$0.00	\$0.00	\$1,072,939.33	\$1,033,755.91
3110 Energía eléctrica	\$2,094,109.24	\$125,019.00	\$101,781.00	\$140,043.00	\$144,240.33	\$154,258.00	\$127,731.00	\$131,183.00	\$31,083.00	\$105,015.00	\$0.00	\$0.00	\$0.00	\$1,060,353.33	\$1,033,755.91
3111 Energía eléctrica	\$2,094,109.24	\$125,019.00	\$101,781.00	\$140,043.00	\$144,240.33	\$154,258.00	\$127,731.00	\$131,183.00	\$31,083.00	\$105,015.00	\$0.00	\$0.00	\$0.00	\$1,060,353.33	\$1,033,755.91



Usr: supervisor
Rep: rptAnálisis Mensual de Egresos

MUNICIPIO DE MAMA

Estado de Yucatán

Analítico Mensual de Egresos Pagados por Capítulo del Gasto al 30/sep/2021


(Cuentas con Movimientos)

(Cifras en pesos y centavos)

Fecha y 28/feb/2022

hora de Impresión 04:35 p.m.

Objeto del Gasto		Presupuesto Vigente	Ene	Feb	Mar	Abr	May	Jun	Jul	Ago	Sep	Oct	Nov	Dic	Total	Diferencia (Vigente - Total)
3170	Servicios de acceso de Internet, redes y prc	\$12,586.00	\$9,744.00	\$812.00	\$0.00	\$406.00	\$406.00	\$406.00	\$406.00	\$406.00	\$0.00	\$0.00	\$0.00	\$0.00	\$12,586.00	\$0.00
3171	Servicios de acceso de Internet, redes y prc	\$12,586.00	\$9,744.00	\$812.00	\$0.00	\$406.00	\$406.00	\$406.00	\$406.00	\$406.00	\$0.00	\$0.00	\$0.00	\$0.00	\$12,586.00	\$0.00
3200	SERVICIOS DE ARRENDAMIENTO	\$13,202.00	\$0.00	\$0.00	\$0.00	\$0.00	\$0.00	\$0.00	\$0.00	\$0.00	\$0.00	\$0.00	\$0.00	\$0.00	\$0.00	\$13,202.00
3250	Arrendamiento de equipo de transporte	\$13,202.00	\$0.00	\$0.00	\$0.00	\$0.00	\$0.00	\$0.00	\$0.00	\$0.00	\$0.00	\$0.00	\$0.00	\$0.00	\$0.00	\$13,202.00
3251	Arrendamiento de equipo de transporte	\$13,202.00	\$0.00	\$0.00	\$0.00	\$0.00	\$0.00	\$0.00	\$0.00	\$0.00	\$0.00	\$0.00	\$0.00	\$0.00	\$0.00	\$13,202.00
3300	SERVICIOS PROFESIONALES, CIENTÍFIC	\$784,560.00	\$27,283.41	\$80,920.01	\$43,000.01	\$43,000.01	\$46,129.92	\$50,460.01	\$56,100.01	\$87,580.01	\$43,500.01	\$0.00	\$0.00	\$0.00	\$477,973.40	\$306,586.60
3310	Servicios legales, de contabilidad, auditoría	\$700,000.00	\$17,000.01	\$67,000.01	\$43,000.01	\$43,000.01	\$43,000.01	\$43,500.01	\$43,500.01	\$87,580.01	\$43,500.01	\$0.00	\$0.00	\$0.00	\$431,080.09	\$268,919.91
3311	Servicios legales, de contabilidad, auditoría	\$700,000.00	\$17,000.01	\$67,000.01	\$43,000.01	\$43,000.01	\$43,000.01	\$43,500.01	\$43,500.01	\$87,580.01	\$43,500.01	\$0.00	\$0.00	\$0.00	\$431,080.09	\$268,919.91
3330	Servicios de consultoría administrativa, proc	\$12,600.00	\$0.00	\$0.00	\$0.00	\$0.00	\$0.00	\$0.00	\$12,600.00	\$0.00	\$0.00	\$0.00	\$0.00	\$0.00	\$12,600.00	\$0.00
3332	Servicios de mantenimiento de aplicaciones	\$12,600.00	\$0.00	\$0.00	\$0.00	\$0.00	\$0.00	\$0.00	\$12,600.00	\$0.00	\$0.00	\$0.00	\$0.00	\$0.00	\$12,600.00	\$0.00
3360	Servicios de apoyo administrativo, fotocopia	\$65,000.00	\$10,283.40	\$13,920.00	\$0.00	\$0.00	\$3,129.91	\$0.00	\$0.00	\$0.00	\$0.00	\$0.00	\$0.00	\$0.00	\$27,333.31	\$37,666.69
3361	Servicios de apoyo administrativo, traducció	\$65,000.00	\$10,283.40	\$13,920.00	\$0.00	\$0.00	\$3,129.91	\$0.00	\$0.00	\$0.00	\$0.00	\$0.00	\$0.00	\$0.00	\$27,333.31	\$37,666.69
3390	Servicios profesionales, científicos y técnic	\$6,960.00	\$0.00	\$0.00	\$0.00	\$0.00	\$0.00	\$6,960.00	\$0.00	\$0.00	\$0.00	\$0.00	\$0.00	\$0.00	\$6,960.00	\$0.00
3391	Servicios profesionales, científicos y técnic	\$6,960.00	\$0.00	\$0.00	\$0.00	\$0.00	\$0.00	\$6,960.00	\$0.00	\$0.00	\$0.00	\$0.00	\$0.00	\$0.00	\$6,960.00	\$0.00
3400	SERVICIOS FINANCIEROS, BANCARIOS Y	\$33,581.30	\$1,520.62	\$1,267.88	\$1,212.43	\$1,100.84	\$1,122.88	\$1,140.28	\$2,469.64	\$3,263.08	\$1,430.74	\$0.00	\$0.00	\$0.00	\$14,528.39	\$19,052.91
3410	Servicios financieros y bancarios	\$30,001.08	\$1,520.62	\$1,267.88	\$1,212.43	\$1,100.84	\$1,122.88	\$1,140.28	\$1,077.64	\$1,175.08	\$1,330.52	\$0.00	\$0.00	\$0.00	\$10,948.17	\$19,052.91
3412	Comisiones	\$30,001.08	\$1,520.62	\$1,267.88	\$1,212.43	\$1,100.84	\$1,122.88	\$1,140.28	\$1,077.64	\$1,175.08	\$1,330.52	\$0.00	\$0.00	\$0.00	\$10,948.17	\$19,052.91
3470	Fletes y maniobras	\$3,580.22	\$0.00	\$0.00	\$0.00	\$0.00	\$0.00	\$0.00	\$1,392.00	\$2,088.00	\$100.22	\$0.00	\$0.00	\$0.00	\$3,580.22	\$0.00
3471	Fletes y maniobras	\$3,580.22	\$0.00	\$0.00	\$0.00	\$0.00	\$0.00	\$0.00	\$1,392.00	\$2,088.00	\$100.22	\$0.00	\$0.00	\$0.00	\$3,580.22	\$0.00
3500	SERVICIOS DE INSTALACIÓN, REPARACI	\$220,983.93	\$0.00	\$9,048.00	\$15,672.50	\$8,643.00	\$4,500.00	\$9,570.00	\$3,006.70	\$91,722.94	\$21,559.89	\$0.00	\$0.00	\$0.00	\$163,723.03	\$57,260.90
3510	Conservación y mantenimiento menor de in	\$35,000.00	\$0.00	\$0.00	\$0.00	\$0.00	\$0.00	\$0.00	\$0.00	\$0.00	\$0.00	\$0.00	\$0.00	\$0.00	\$0.00	\$35,000.00
3511	Conservación y mantenimiento menor de in	\$35,000.00	\$0.00	\$0.00	\$0.00	\$0.00	\$0.00	\$0.00	\$0.00	\$0.00	\$0.00	\$0.00	\$0.00	\$0.00	\$0.00	\$35,000.00
3520	Instalación, reparación y mantenimiento de	\$5,000.00	\$0.00	\$0.00	\$0.00	\$0.00	\$0.00	\$0.00	\$0.00	\$4,002.00	\$0.00	\$0.00	\$0.00	\$0.00	\$4,002.00	\$998.00
3521	Instalación, reparación y mantenimiento de	\$5,000.00	\$0.00	\$0.00	\$0.00	\$0.00	\$0.00	\$0.00	\$0.00	\$4,002.00	\$0.00	\$0.00	\$0.00	\$0.00	\$4,002.00	\$998.00
3550	Reparación y mantenimiento de equipo de t	\$99,869.79	\$0.00	\$9,048.00	\$15,672.50	\$8,643.00	\$4,500.00	\$9,570.00	\$3,006.70	\$22,606.80	\$5,559.89	\$0.00	\$0.00	\$0.00	\$78,606.89	\$21,262.90
3551	Reparación y mantenimiento de equipo de t	\$99,869.79	\$0.00	\$9,048.00	\$15,672.50	\$8,643.00	\$4,500.00	\$9,570.00	\$3,006.70	\$22,606.80	\$5,559.89	\$0.00	\$0.00	\$0.00	\$78,606.89	\$21,262.90
3570	Instalación, reparación y mantenimiento de	\$65,114.14	\$0.00	\$0.00	\$0.00	\$0.00	\$0.00	\$0.00	\$0.00	\$65,114.14	\$0.00	\$0.00	\$0.00	\$0.00	\$65,114.14	\$0.00
3571	Instalación, reparación y mantenimiento de	\$65,114.14	\$0.00	\$0.00	\$0.00	\$0.00	\$0.00	\$0.00	\$0.00	\$65,114.14	\$0.00	\$0.00	\$0.00	\$0.00	\$65,114.14	\$0.00
3590	Servicios de jardinería y fumigación	\$16,000.00	\$0.00	\$0.00	\$0.00	\$0.00	\$0.00	\$0.00	\$0.00	\$0.00	\$16,000.00	\$0.00	\$0.00	\$0.00	\$16,000.00	\$0.00
3591	Servicios de jardinería y fumigación	\$16,000.00	\$0.00	\$0.00	\$0.00	\$0.00	\$0.00	\$0.00	\$0.00	\$0.00	\$16,000.00	\$0.00	\$0.00	\$0.00	\$16,000.00	\$0.00
3600	SERVICIOS DE COMUNICACIÓN SOCIAL	\$31,374.00	\$0.00	\$0.00	\$3,786.24	\$2,818.80	\$0.00	\$0.00	\$0.00	\$12,862.08	\$0.00	\$0.00	\$0.00	\$0.00	\$19,467.12	\$11,906.88
3610	Difusión por radio, televisión y otros medios	\$31,374.00	\$0.00	\$0.00	\$3,786.24	\$2,818.80	\$0.00	\$0.00	\$0.00	\$12,862.08	\$0.00	\$0.00	\$0.00	\$0.00	\$19,467.12	\$11,906.88
3611	Gastos de difusión e información	\$31,374.00	\$0.00	\$0.00	\$3,786.24	\$2,818.80	\$0.00	\$0.00	\$0.00	\$12,862.08	\$0.00	\$0.00	\$0.00	\$0.00	\$19,467.12	\$11,906.88
3800	SERVICIOS OFICIALES	\$374,642.01	\$38,206.80	\$380.00	\$0.00	\$44,566.00	\$126,841.76	\$0.00	\$15,410.00	\$44,465.12	\$103,483.09	\$0.00	\$0.00	\$0.00	\$373,352.77	\$1,289.24
3820	Gastos de orden social y cultural	\$373,872.01	\$37,816.80	\$0.00	\$0.00	\$44,566.00	\$126,841.76	\$0.00	\$15,410.00	\$44,465.12	\$103,483.09	\$0.00	\$0.00	\$0.00	\$372,582.77	\$1,289.24
3821	Gastos de orden social y cultural	\$373,872.01	\$37,816.80	\$0.00	\$0.00	\$44,566.00	\$126,841.76	\$0.00	\$15,410.00	\$44,465.12	\$103,483.09	\$0.00	\$0.00	\$0.00	\$372,582.77	\$1,289.24
3850	Gastos de representación	\$770.00	\$390.00	\$380.00	\$0.00	\$0.00	\$0.00	\$0.00	\$0.00	\$0.00	\$0.00	\$0.00	\$0.00	\$0.00	\$770.00	\$0.00
3851	Gastos de representación	\$770.00	\$390.00	\$380.00	\$0.00	\$0.00	\$0.00	\$0.00	\$0.00	\$0.00	\$0.00	\$0.00	\$0.00	\$0.00	\$770.00	\$0.00
3900	OTROS SERVICIOS GENERALES	\$415,000.00	\$47,405.00	\$12,321.36	\$12,698.45	\$15,384.97	\$17,625.89	\$12,232.83	\$35,837.25	\$16,253.26	\$40,558.00	\$0.00	\$0.00	\$0.00	\$210,317.01	\$204,682.99
3910	Servicios funerarios y de cementerios	\$150,000.00	\$28,188.00	\$0.00	\$0.00	\$0.00	\$5,000.01	\$0.00	\$20,240.00	\$16,000.00	\$0.00	\$0.00	\$0.00	\$0.00	\$69,428.01	\$80,571.99



Usr: super_usuario
 Rep: rpt_Analitico_Mensual_Egresos

MUNICIPIO DE MAMA

Estado de Yucatán

Analítico Mensual de Egresos Pagados por Capítulo del Gasto al 30/sep/2021


(Cuentas con Movimientos)

(Cifras en pesos y centavos)

Fecha y 28/feb/2022

hora de Impresión 04:35 p.m.

Objeto del Gasto		Presupuesto Vigente	Ene	Feb	Mar	Abr	May	Jun	Jul	Ago	Sep	Oct	Nov	Dic	Total	Diferencia (Vigente - Total)
3911	Servicios funerarios y de cementerios	\$150,000.00	\$28,188.00	\$0.00	\$0.00	\$0.00	\$5,000.01	\$0.00	\$20,240.00	\$16,000.00	\$0.00	\$0.00	\$0.00	\$0.00	\$69,428.01	\$80,571.99
3920	Impuestos y derechos	\$255,000.00	\$19,217.00	\$12,321.36	\$12,698.45	\$14,892.97	\$12,625.88	\$12,232.83	\$15,597.25	\$253.26	\$40,558.00	\$0.00	\$0.00	\$0.00	\$140,397.00	\$114,603.00
3921	Impuestos y derechos	\$255,000.00	\$19,217.00	\$12,321.36	\$12,698.45	\$14,892.97	\$12,625.88	\$12,232.83	\$15,597.25	\$253.26	\$40,558.00	\$0.00	\$0.00	\$0.00	\$140,397.00	\$114,603.00
3950	Penas, multas, accesorios y actualizaciones	\$10,000.00	\$0.00	\$0.00	\$0.00	\$492.00	\$0.00	\$0.00	\$0.00	\$0.00	\$0.00	\$0.00	\$0.00	\$0.00	\$492.00	\$9,508.00
3952	Recargos y actualizaciones	\$10,000.00	\$0.00	\$0.00	\$0.00	\$492.00	\$0.00	\$0.00	\$0.00	\$0.00	\$0.00	\$0.00	\$0.00	\$0.00	\$492.00	\$9,508.00
4000	TRANSFERENCIAS, ASIGNACIONES	\$2,636,361.00	\$158,774.50	\$145,250.00	\$165,836.00	\$163,655.40	\$186,970.00	\$171,579.94	\$160,900.00	\$224,150.00	\$139,150.00	\$0.00	\$0.00	\$0.00	\$1,516,265.84	\$1,120,095.16
4400	AYUDAS SOCIALES	\$2,636,361.00	\$158,774.50	\$145,250.00	\$165,836.00	\$163,655.40	\$186,970.00	\$171,579.94	\$160,900.00	\$224,150.00	\$139,150.00	\$0.00	\$0.00	\$0.00	\$1,516,265.84	\$1,120,095.16
4410	Ayudas sociales a personas	\$2,636,361.00	\$158,774.50	\$145,250.00	\$165,836.00	\$163,655.40	\$186,970.00	\$171,579.94	\$160,900.00	\$224,150.00	\$139,150.00	\$0.00	\$0.00	\$0.00	\$1,516,265.84	\$1,120,095.16
4411	Ayudas sociales	\$2,636,361.00	\$158,774.50	\$145,250.00	\$165,836.00	\$163,655.40	\$186,970.00	\$171,579.94	\$160,900.00	\$224,150.00	\$139,150.00	\$0.00	\$0.00	\$0.00	\$1,516,265.84	\$1,120,095.16
5000	BIENES MUEBLES, INMUEBLES E IN	\$275,000.00	\$0.00	\$0.00	\$20,699.54	\$0.00	\$0.00	\$0.00	\$0.00	\$200,000.00	\$0.00	\$0.00	\$0.00	\$0.00	\$220,699.54	\$54,300.46
5400	VEHÍCULOS Y EQUIPO DE TRANSPORTE	\$200,000.00	\$0.00	\$0.00	\$0.00	\$0.00	\$0.00	\$0.00	\$0.00	\$200,000.00	\$0.00	\$0.00	\$0.00	\$0.00	\$200,000.00	\$0.00
5410	Vehículos y equipo terrestre	\$200,000.00	\$0.00	\$0.00	\$0.00	\$0.00	\$0.00	\$0.00	\$0.00	\$200,000.00	\$0.00	\$0.00	\$0.00	\$0.00	\$200,000.00	\$0.00
5411	Vehículos y equipo terrestre	\$200,000.00	\$0.00	\$0.00	\$0.00	\$0.00	\$0.00	\$0.00	\$0.00	\$200,000.00	\$0.00	\$0.00	\$0.00	\$0.00	\$200,000.00	\$0.00
5600	MAQUINARIA, OTROS EQUIPOS Y HERRA	\$75,000.00	\$0.00	\$0.00	\$20,699.54	\$0.00	\$0.00	\$0.00	\$0.00	\$0.00	\$0.00	\$0.00	\$0.00	\$0.00	\$20,699.54	\$54,300.46
5610	Maquinaria y equipo agropecuario	\$25,000.00	\$0.00	\$0.00	\$20,699.54	\$0.00	\$0.00	\$0.00	\$0.00	\$0.00	\$0.00	\$0.00	\$0.00	\$0.00	\$20,699.54	\$4,300.46
5611	Maquinaria y equipo agropecuario	\$25,000.00	\$0.00	\$0.00	\$20,699.54	\$0.00	\$0.00	\$0.00	\$0.00	\$0.00	\$0.00	\$0.00	\$0.00	\$0.00	\$20,699.54	\$4,300.46
5620	Maquinaria y equipo industrial	\$30,000.00	\$0.00	\$0.00	\$0.00	\$0.00	\$0.00	\$0.00	\$0.00	\$0.00	\$0.00	\$0.00	\$0.00	\$0.00	\$0.00	\$30,000.00
5621	Maquinaria y equipo industrial	\$30,000.00	\$0.00	\$0.00	\$0.00	\$0.00	\$0.00	\$0.00	\$0.00	\$0.00	\$0.00	\$0.00	\$0.00	\$0.00	\$0.00	\$30,000.00
5650	Equipo de comunicación y telecomunicación	\$20,000.00	\$0.00	\$0.00	\$0.00	\$0.00	\$0.00	\$0.00	\$0.00	\$0.00	\$0.00	\$0.00	\$0.00	\$0.00	\$0.00	\$20,000.00
5651	Equipo de comunicación y telecomunicación	\$20,000.00	\$0.00	\$0.00	\$0.00	\$0.00	\$0.00	\$0.00	\$0.00	\$0.00	\$0.00	\$0.00	\$0.00	\$0.00	\$0.00	\$20,000.00
6000	INVERSIÓN PÚBLICA	\$7,833,866.77	\$0.00	\$997,390.77	\$109,028.24	\$1,189,445.98	\$503,265.38	\$1,258,658.62	\$563,991.20	\$1,174,346.44	\$0.00	\$0.00	\$0.00	\$0.00	\$5,796,126.63	\$2,037,740.14
6100	OBRA PÚBLICA EN BIENES DE DOMINIO	\$7,833,866.77	\$0.00	\$997,390.77	\$109,028.24	\$1,189,445.98	\$503,265.38	\$1,258,658.62	\$563,991.20	\$1,174,346.44	\$0.00	\$0.00	\$0.00	\$0.00	\$5,796,126.63	\$2,037,740.14
6110	Edificación habitacional	\$4,976,720.07	\$0.00	\$436,591.50	\$0.00	\$1,082,716.17	\$503,265.38	\$502,204.13	\$414,202.75	\$0.00	\$0.00	\$0.00	\$0.00	\$0.00	\$2,938,979.93	\$2,037,740.14
6111	Edificación habitacional	\$4,976,720.07	\$0.00	\$436,591.50	\$0.00	\$1,082,716.17	\$503,265.38	\$502,204.13	\$414,202.75	\$0.00	\$0.00	\$0.00	\$0.00	\$0.00	\$2,938,979.93	\$2,037,740.14
6120	Edificación no habitacional	\$747,702.83	\$0.00	\$0.00	\$0.00	\$0.00	\$0.00	\$0.00	\$0.00	\$747,702.83	\$0.00	\$0.00	\$0.00	\$0.00	\$747,702.83	\$0.00
6121	Edificación no habitacional	\$747,702.83	\$0.00	\$0.00	\$0.00	\$0.00	\$0.00	\$0.00	\$0.00	\$747,702.83	\$0.00	\$0.00	\$0.00	\$0.00	\$747,702.83	\$0.00
6140	División de terrenos y construcción de obra:	\$678,421.85	\$0.00	\$0.00	\$109,028.24	\$106,729.81	\$0.00	\$0.00	\$149,788.45	\$312,875.35	\$0.00	\$0.00	\$0.00	\$0.00	\$678,421.85	\$0.00
6141	División de terrenos y construcción de obra:	\$678,421.85	\$0.00	\$0.00	\$109,028.24	\$106,729.81	\$0.00	\$0.00	\$149,788.45	\$312,875.35	\$0.00	\$0.00	\$0.00	\$0.00	\$678,421.85	\$0.00
6150	Construcción de vías de comunicación	\$1,431,022.02	\$0.00	\$560,799.27	\$0.00	\$0.00	\$0.00	\$756,454.49	\$0.00	\$113,768.26	\$0.00	\$0.00	\$0.00	\$0.00	\$1,431,022.02	\$0.00
6151	Construcción de vías de comunicación	\$1,431,022.02	\$0.00	\$560,799.27	\$0.00	\$0.00	\$0.00	\$756,454.49	\$0.00	\$113,768.26	\$0.00	\$0.00	\$0.00	\$0.00	\$1,431,022.02	\$0.00
Total		\$22,768,888.58	\$806,498.98	\$1,878,670.47	\$1,106,016.73	\$2,196,909.43	\$1,611,579.61	\$2,226,429.85	\$1,598,566.30	\$2,990,469.56	\$972,332.43	\$0.00	\$0.00	\$0.00	\$15,387,473.36	\$7,381,415.22



Usr: supervisor
 Rep: rptAnálisisPresupuestoEgresos

MUNICIPIO DE MAMA

Estado de Yucatán

Analítico Mensual de Egresos Pagados por Capítulo del Gasto al 30/sep/2021

(Cuentas con Movimientos)

(Cifras en pesos y centavos)

Fecha y 28/feb/2022

hora de Impresión 04:35 p.m.

Objeto del Gasto	Presupuesto Vigente	Ene	Feb	Mar	Abr	May	Jun	Jul	Ago	Sep	Oct	Nov	Dic	Total	Diferencia (Vigente - Total)
------------------	---------------------	-----	-----	-----	-----	-----	-----	-----	-----	-----	-----	-----	-----	-------	------------------------------

C. MARIA INES PACHECO POOT
 PRESIDENTA MUNICIPAL

C.MANUEL JESUS COOT MAAY
 TESORERO MUNICIPAL

C.LAURO GERMAN CANCHÉ MARIN
 SINDICO MUNICIPAL

LIC. FATIMA DEL ROSARIO ARCE RAVELL
 SECRETARIA MUNICIPAL